



Quality Replacement Parts for  
**OMC/Volvo Penta**





**GLM Products, Inc.** is committed to producing the highest quality and cost efficient aftermarket marine products in the industry. At GLM, we use only the highest quality materials and most advanced technology for our product line, enabling us to produce the most reliable and compatible products for the marine aftermarket parts industry.

GLM offers an exciting line of exceptional products, which are brand new from factory and compatible and interchangeable with OEM application. Our in-house design and engineering teams enable us to make improvements on original OEM materials and designs. At GLM, we strive to include all new advancements, improvements, and superior materials with the ever-changing world of technology.

Consider the many additions to GLM's line over the past several years. No other aftermarket manufacturer can compare with our variety of products being offered that GLM has developed and re-designed. When you invest in a GLM product, you can be assured that you are receiving the highest quality aftermarket marine part available. GLM's innovation and exclusive aftermarket products keep us the only source for all your boat repair or maintenance needs.

At GLM Products, Inc. we deliver the highest quality and most complete line of over 4,000 aftermarket marine parts sold worldwide. At GLM, we are...

*...the Leader of the Aftermarket Marine Parts Industry!*



Contents of this catalog are copyrighted. Reproduction of any or all of its contents is prohibited. We have prepared this catalog to provide you with information that is helpful and accurate as possible. Although care has been taken to assure the accuracy of the data presented in this catalog, GLM Products, Inc. does not assume any liability for errors or omissions. All illustrations, photos, etc. used in this catalog are intended as representative views for reference only. MerCruiser and Mercury/Mariner/Force are registered trademarks of the Brunswick Corporation; OMC Cobra and OMC Stringer are registered trademarks of Outboard Marine Corporation; Volvo Penta is a registered trademark of AB Volvo; Johnson/Evinrude are registered trademarks of Bombardier Motor Corporation of America; Yamaha is a registered trademark of Yamaha Motor Company, U.S.A.; GLM is a registered trademark of GLM Products, Inc. Copyright © 2018.

# TABLE OF CONTENTS

| COBRA SX STERNDRIVE   |       | OMC COBRA STERNDRIVE  |       |
|---|-------|---|-------|
| <b>Cobra SX Replacement Sterndrives (1994 &amp; Up) Section 1</b> |       | <b>OMC Cobra Transom Assembly Parts (1986-1993) Section 5</b>               |       |
| Upper Gear Housing Breakdown (1994 & Up) .....                    | 6-7   | Transom Assembly - Breakdown (1986-1993) .....                              | 54-55 |
| Lower Gear Housing Breakdown (1994 & Up) .....                    | 8-9   | Shift Cable (1986-1993) .....   | 56    |
| Transom Assembly Breakdown (1994 & Up) .....                      | 10-11 | Transom Bellows .....   | 57    |
| U-Joint Bellows & Exhaust Bellows - External .....                | 12    | Transom Service Kit (1986-1993) .....                                       | 57    |
| Gimbal Bearing .....  | 12    | Drive Installation Kit (1986-1993) .....                                    | 57    |
| Thrust Plates .....   | 12    | Gimbal Bearing .....  | 57    |
| Drive Shaft Housing Universal Joint Assembly .....                | 13    | <b>OMC STRINGER STERNDRIVE</b>  |       |
| Drive Shaft Housing U-Joints .....                                | 13    | <b>OMC Stringer Upper Gear Housing Parts (1985 &amp; Older) Section 6</b>   |       |
| Drive Shaft Housing Yokes & Socket .....                          | 13    | Upper Gear Housing - Applications .....                                     | 60    |
| Gear Housing Seal Kits .....                                      | 14    | Upper Gear Housing - Complete .....   | 61    |
| Bearing Carrier Bearings & Oil Seals .....                        | 14    | Upper Gear Housing - Empty .....  | 62    |
| Shift Lever Oil Seal .....  | 14    | Bearing Retainer - Assembly Kits .....                                      | 63    |
| Drive Shaft - Lower .....   | 15    | Upper Gear Housing - Rebuild Kits .....                                     | 63    |
| Prop Shaft .....  | 15    | Upper Gear Housing - Seal Kits .....  | 64    |
| Trim Tab .....  | 16    | Upper Gear Sets .....   | 65    |
| <b>OMC COBRA STERNDRIVE</b>                                       |       | Upper Gear Housing - Breakdown (1973-1985) .....                            | 66-67 |
| <b>OMC Cobra Replacement Sterndrives (1986-1993) Section 2</b>    |       | Upper Gear Housing Components .....   | 68-69 |
| Sterndrive Unit Application .....                                 | 18    | Drive Shafts .....  | 70    |
| Complete Upper Gear Housing Assembly .....                        | 19    | Steering Components .....   | 71    |
| Complete Lower Gear Housing Assembly .....                        | 19    | <b>OMC Stringer Lower Gear Housing Parts (1985 &amp; Older) Section 7</b>   |       |
| <b>OMC Cobra Upper Gear Housing Parts (1986-1993) Section 3</b>   |       | Upper & Lower Gear Housing - Applications .....                             | 74    |
| Upper Gear Housing - Complete (1986-1993) .....                   | 22    | Lower Gear Housing - Complete .....   | 75    |
| Upper Gear Housing - Empty (1986-1993) .....                      | 23    | Lower Gear Housing - Empty .....  | 76    |
| Upper Gear Housing - Assembly & Rebuild Kits (1986-1993) ..       | 24    | Lower Gear Housing - Assembly Kit .....                                     | 77    |
| Upper Gear Housing - Seal Kits (1986-1993) .....                  | 25    | Lower Gear Housing - Seal Kits .....  | 77    |
| Upper Gear Housing Kits - Applications (1986-1993) .....          | 25    | Lower Gear Housing - Breakdown (1978-1985) .....                            | 78-79 |
| Upper Gear Set Assembly Kits (1986-1993) .....                    | 26    | Lower Gear Sets .....   | 80-83 |
| Upper Gear Sets (1986-1993) .....                                 | 27    | Lower Gear Housing Components (1978-1985) .....                             | 84    |
| Upper Gear Housing - Breakdown (1986-1993) .....                  | 28-29 | Prop Shaft Parts - 4-Cyl. w/ Mechanical Shift (1978-1985) .....             | 85    |
| Gear Housing Components (1986-1993) .....                         | 30-32 | Prop Shaft Parts - V6 & V8 w/ Mechanical Shift (1978-1985) ..               | 85    |
| Gear Housing Drive Shaft (1986-1993) .....                        | 33    | Lower Gear Housing - 4-Cyl. w/ Mechanical Shift (1978-1985) .....           | 86    |
| <b>OMC Cobra Lower Gear Housing Parts (1986-1993) Section 4</b>   |       | Lower Gear Housing - V6 & V8 w/ Mechanical Shift (1978-1985) .....          | 87    |
| Lower Gear Housing - Complete (1986-1993) .....                   | 36    | Shift Parts .....   | 88    |
| Lower Gear Housing - Empty (1986-1993) .....                      | 37    | Miscellaneous .....   | 88    |
| Lower Gear Housing - Assembly Kit .....                           | 38    | Electric Shift Lower .....  | 89    |
| Lower Gear Housing - Rebuild Kit .....                            | 38    | <b>OMC Stringer Intermediate Housing Parts (1985 &amp; Older) Section 8</b> |       |
| Lower Gear Housing - Seal Kits (1986-1993) .....                  | 39    | Intermediate Housing - Breakdown .....                                      | 92-93 |
| Lower Gear Housing - Breakdown (1986-1993) .....                  | 40-41 | Intermediate Housing - Seal Kit .....                                       | 94    |
| Lower Gear Housing Gear Sets .....                                | 42-45 | Tilt Housing - Seal Kit .....   | 94    |
| Prop Shaft Parts - 4-Cyl. 2.3L (1987-1990), 3.0L (1986-1990) ..   | 46    | Tilt Shaft .....  | 94    |
| Prop Shaft Parts - 4-Cyl. 3.0L (1990), V6 & V8 (1986-1990) .....  | 46    | Ball Gears, Bearings, Seals .....   | 95    |
| Prop Shaft Parts - ALL (1991-1993) .....                          | 47    | Drive Installation Kits .....   | 95    |
| Lower Gear Housing Components .....                               | 48-49 | Transom Boot/Seal .....   | 96    |
| Lower Gear Housing Shift Shaft (1986-1993) .....                  | 50    |   |       |
| Lower Gear Housing Drive Shaft (1986-1993) .....                  | 51    |   |       |



# TABLE OF CONTENTS

| OMC COBRA & STRINGER   | OMC & VOLVO ENGINE   |
|--|--|
| <i>OMC Cobra SX, Cobra &amp; Stringer Prop Hardware, Anodes, Tools</i> Section 9<br><i>Prop Hardware (Cobra SX, Cobra &amp; Stringer)</i> ..... 98-99<br><i>Anodes</i> ..... 100<br><i>Prop Wrench Kits &amp; Prop Wrenches</i> ..... 101<br><i>Marine Service Tools</i> ..... 101-102   | <i>OMC &amp; Volvo Penta Engine Gaskets, Rear Main Oil Seals</i> Section 14<br><i>Head Gaskets</i> ..... 139<br><i>Intake Manifold Gaskets</i> ..... 139<br><i>Valve Cover Gaskets</i> ..... 139<br><i>Lifter Side Cover Gaskets</i> ..... 140<br><i>Oil Pan Gaskets</i> ..... 140<br><i>Timing Chain Cover Gasket Kits</i> ..... 140<br><i>Timing Chain Cover Gaskets</i> ..... 141<br><i>Crank Shaft Oil Seals</i> ..... 141<br><i>Distributor Gaskets</i> ..... 141<br><i>Engine Gasket Kits</i> ..... 142  |
| OMC & VOLVO COOLING  | VOLVO STERNDRIVE   |
| <i>OMC &amp; Volvo Penta Cooling System</i> Section 10<br><i>Sea Water Pumps - Cobra SX (1994 &amp; Up)</i> ..... 104<br><i>Sea Water Pumps - Cobra (1986-1993)</i> ..... 104<br><i>Sea Water Pumps - Stringer (1985 &amp; Below)</i> ..... 105<br><i>Sea Water Pumps - AQ</i> ..... 106<br><i>Sea Water Pump Drives</i> ..... 106<br><i>Recirculating Water Pumps</i> ..... 107<br><i>Recirculating Water Pump Gaskets</i> ..... 107<br><i>Thermostats &amp; Thermostat Kits</i> ..... 108-109<br><i>Thermostat Gaskets &amp; Housings</i> ..... 110  | <i>Volvo Penta AQ (Up to 1993) Sterndrives &amp; Transom Assemblies</i> Section 15<br><i>Upper Gear Housing Breakdown</i> ..... 144-145<br><i>Lower Gear Housing Breakdown</i> ..... 146-147<br><i>Intermediate Housing Breakdown</i> ..... 148-149<br><i>Transom Assembly Breakdowns</i> ..... 150-151<br><i>Gear Housing Seal Kits</i> ..... 152<br><i>Intermediate Housing Parts</i> ..... 153<br><i>Tilt Bushings</i> ..... 153<br><i>U-Joints &amp; Bellows</i> ..... 154<br><i>Exhaust Bellows - External</i> ..... 154<br><i>Drive Cover</i> ..... 154<br><i>Transom Assembly Parts</i> ..... 154 |
| OMC & VOLVO ENGINE   | QUICK REFERENCE GUIDES   |
| <i>OMC &amp; Volvo Penta Internal Exhaust Hose, Exhaust Gaskets</i> Section 11<br><i>Exhaust Manifold Gasket Kits</i> ..... 112<br><i>Exhaust Manifold-to-Engine Gaskets</i> ..... 113<br><i>Exhaust Manifold-to-Riser Gaskets</i> ..... 114<br><i>Exhaust Manifold End Cap Gaskets</i> ..... 114<br><i>Internal Exhaust Hose</i> ..... 115<br><i>Exhaust Flappers for Exhaust Tips</i> ..... 115<br><br><i>OMC &amp; Volvo Penta Fuel Pumps, Filters &amp; Carburetor Parts</i> Section 12<br><i>Water/Fuel Separator Brackets</i> ..... 119<br><i>Water/Fuel Separator Filters</i> ..... 119<br><i>Water/Fuel Separator Kits</i> ..... 120<br><i>Fuel Filters</i> ..... 121<br><i>Carburetor Kits (Rochester &amp; Holley)</i> ..... 122<br><i>Carburetor Kits (Volvo &amp; Carter)</i> ..... 123<br><i>Brass Floats, Needle &amp; Seat</i> ..... 123<br><i>Carburetor Kits Application</i> ..... 124<br><i>Carburetor Mounting Gaskets</i> ..... 125<br><i>Fuel Pump &amp; Fuel Pump Gaskets</i> ..... 125<br><br><i>OMC &amp; Volvo Penta Ignition &amp; Electrical</i> Section 13<br><i>Ignition - Prestolite &amp; Delco Complete Tune-Up Kits</i> ..... 128<br><i>Ignition - Prestolite &amp; Delco Tune-Up Kits</i> ..... 128<br><i>Ignition - Delco, Ford, Prestolite Cap &amp; Rotor Kits</i> ..... 128<br><i>Ignition Components - Distributor Caps</i> ..... 129<br><i>Ignition Components - Rotors, Condensers &amp; Points</i> ..... 130-131<br><i>Volvo 4-Cyl. &amp; L6-Cyl. Ignition Components Application</i> ..... 131<br><i>Ignition Coils, Pick-Up Coil Sensors &amp; Oil Filled Coils</i> ..... 132<br><i>Ignition Components Application</i> ..... 133-134<br><i>Electronic Ignition Distributor Parts Application</i> ..... 134<br><i>Voltage Regulators, Power Trim Relays &amp; Solenoid</i> ..... 135<br><i>Voltage Regulators &amp; Solenoid Application</i> ..... 135 | <i>Aluminum Anodes, Prop Hardware, Size Charts &amp; Quick Reference</i> Section 16<br><i>Aluminum Anode Kits</i> ..... 156<br><i>Aluminum Anodes</i> ..... 157<br><i>Prop Service Kits &amp; Thrust Rings - Volvo Penta AQ</i> ..... 158<br><i>Oil Seal Shaft &amp; Bore Size Chart</i> ..... 159<br><i>Oil Seal Applications</i> ..... 160<br><i>O-ring Size Chart</i> ..... 161<br><br><i>Quick Reference - Engine Side</i> ..... 162-169<br><i>Quick Reference - Drive Side</i> ..... 170-172  |
| WARRANTY   | <i>Notes</i> ..... 173<br><i>GLM Limited Warranty</i> ..... 174<br><i>GLM Warranty Procedure</i> ..... 175<br><i>GLM Warranty Application</i> ..... 176  |

# Section 1

---

## Cobra SX Drive Sterndrives & Transom Assemblies 1994 & Up

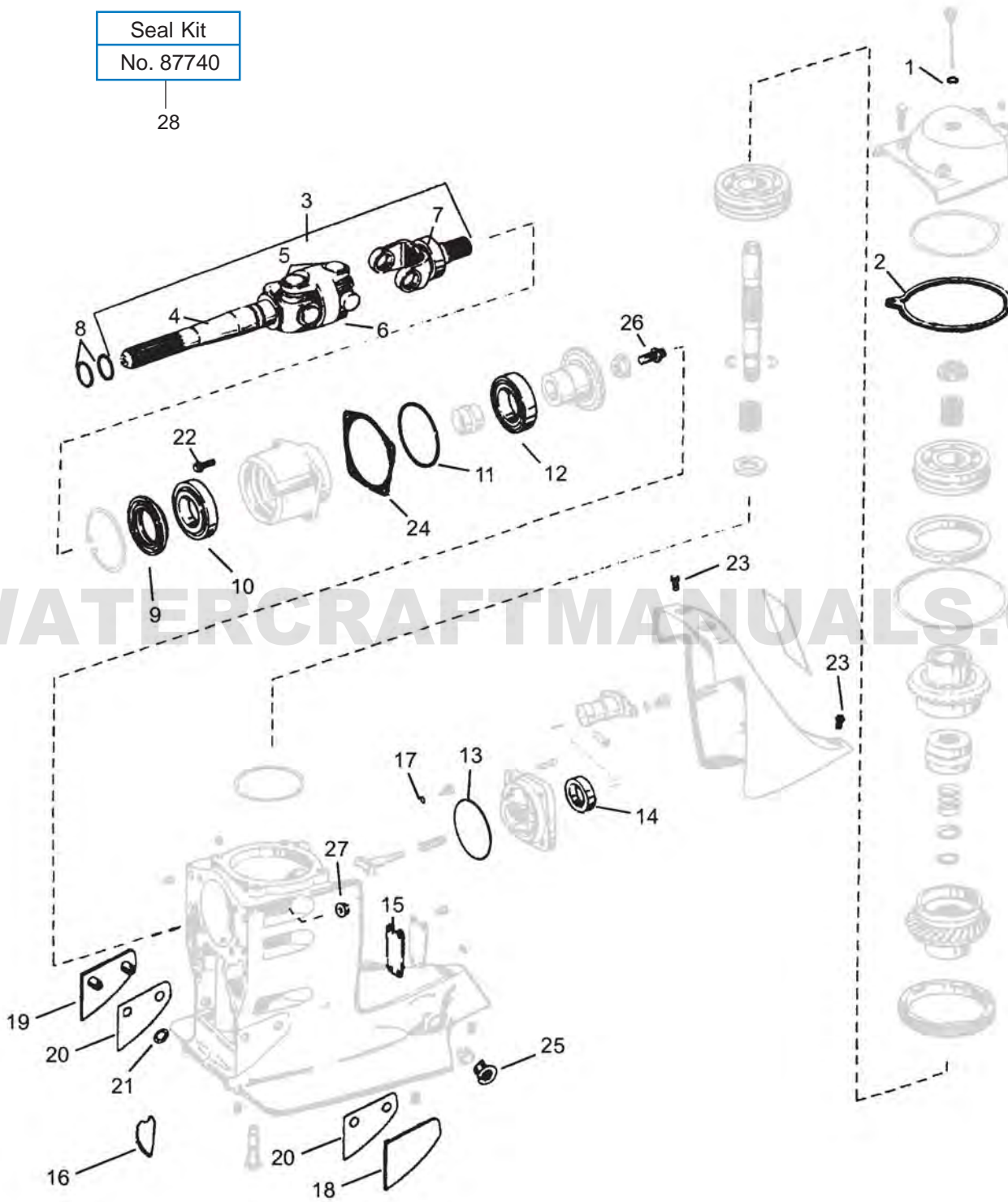
|   |       |
|---|-------|
| <i>Upper Gear Housing Breakdown (1994 &amp; Up)</i> ..... | 6-7   |
| <i>Lower Gear Housing Breakdown (1994 &amp; Up)</i> ..... | 8-9   |
| <i>Transom Assembly Breakdown (1994 &amp; Up)</i> .....   | 10-11 |
| <i>U-Joint Bellows</i> .....                              | 12    |
| <i>Exhaust Bellows - External</i> .....                   | 12    |
| <i>Gimbal Bearing</i> .....                               | 12    |
| <i>Thrust Plates</i> .....                                | 12    |
| <i>Drive Shaft Housing Universal Joint Assembly</i> ..... | 13    |
| <i>Drive Shaft Housing U-Joints</i> .....                 | 13    |
| <i>Drive Shaft Housing Yokes &amp; Socket</i> .....       | 13    |
| <i>Gear Housing Seal Kits</i> .....                       | 14    |
| <i>Bearing Carrier Bearings &amp; Oil Seals</i> .....     | 14    |
| <i>Shift Lever Oil Seal</i> .....                         | 14    |
| <i>Drive Shaft - Lower</i> .....                          | 15    |
| <i>Prop Shaft</i> .....                                   | 15    |
| <i>Trim Tab</i> .....                                     | 16    |

# Cobra SX

## UPPER GEAR HOUSING COMPONENTS (1994 & Up)

Seal Kit  
No. 87740

28



# Cobra SX

## UPPER GEAR HOUSING COMPONENTS (1994 & Up)

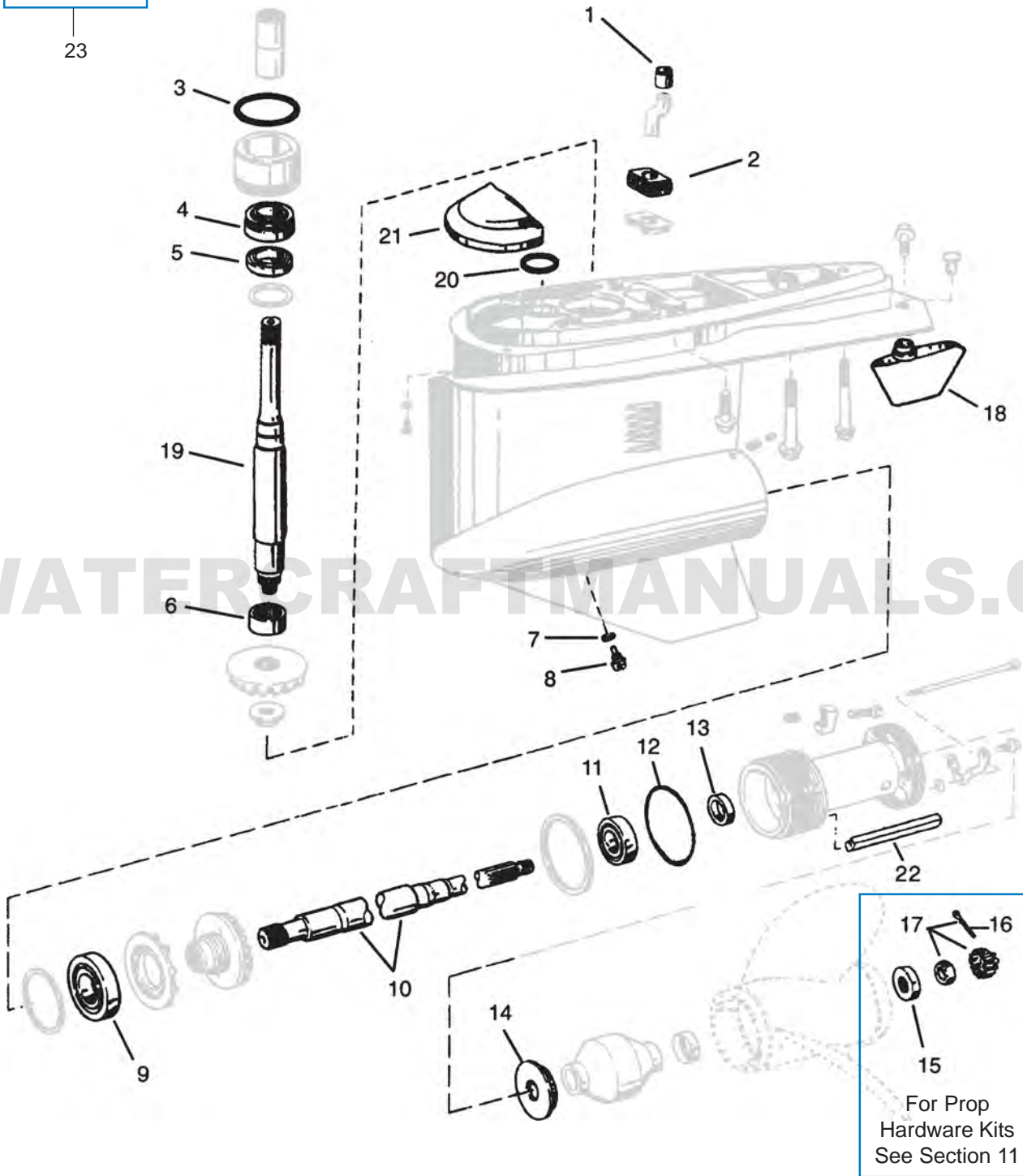
| GLM No. | Ref No. | OEM No.   | Description                              |
|---------|---------|-----------|--|
| 81100   | 1       | 3852045   | O-ring                                   |
| 35520   | 2       | 3852317   | Gasket                                   |
| 28318   | 3       | 3852384   | U-Joint Assy. (Internal Lock-ring Style) |
| 28328   | 3       | 3860842   | U-Joint Assy. (External Lock-ring Style) |
| 28315   | 4       | 3850815   | Yoke - Long (Internal Lock-ring Style)   |
| 28316   | 4       | N/A       | Yoke - Long (External Lock-ring Style)   |
| 28030   | 5       | 3850812   | U-Joint (Internal Lock-ring Style)       |
| 28040   | 5       | 3960232   | U-Joint (External Lock-ring Style)       |
| 28100   | 6       | 3850813   | Socket (Internal Lock-ring Style)        |
| 28110   | 6       | N/A       | Socket (External Lock-ring Style)        |
| 28317   | 7       | 3850814   | Yoke (Internal Lock-ring Style)          |
| 28323   | 7       | N/A       | Yoke (External Lock-ring Style)          |
| 81180   | 8       | 3852565   | O-ring                                   |
| 87100   | 9       | 3852272   | Oil Seal                                 |
| 21583   | 10      | 3850853   | Bearing                                  |
| 82370   | 11      | 3852308   | O-ring                                   |
| 21582   | 12      | 3850852   | Bearing                                  |
| 82320   | 13      | 925093    | O-ring                                   |
| 87110   | 14      | 853858    | Oil Seal                                 |
| 35550   | 15      | 3852279   | Gasket                                   |
| 86300   | 16      | 3852560   | Seal                                     |
| 31171   | 17      | 3855081   | Gasket                                   |
| 12661   | 18      | 3852561   | Thrust Plate                             |
| 12662   | 19      | 3852562   | Thrust Plate                             |
| 23360   | 20      | 3852563   | Shim                                     |
| 21773   | 21      | 910953    | Retaining Ring                           |
| 22384   | 22      | 3852454   | Screw                                    |
| 22386   | 23      | 3852568   | Screw                                    |
| 23361   | 24      | 911678    | Shim                                     |
| 23362   | 24      | 911679    | Shim                                     |
| 23363   | 24      | 911680    | Shim                                     |
| 23364   | 24      | 911681    | Shim                                     |
| 23094   | 25      | 3853423   | Bushing                                  |
| 22299   | 26      | 3852309   | Screw                                    |
| 21180   | 27      | 3852005   | Locknut                                  |
| 28410   | 27      | 11-859135 | Locknut, Flanged                         |
| 87740   | 28      | 3850594   | Seal Kit                                 |

# Cobra SX

## LOWER GEAR HOUSING COMPONENTS (1994 & Up)

Seal Kit  
No. 87750

23





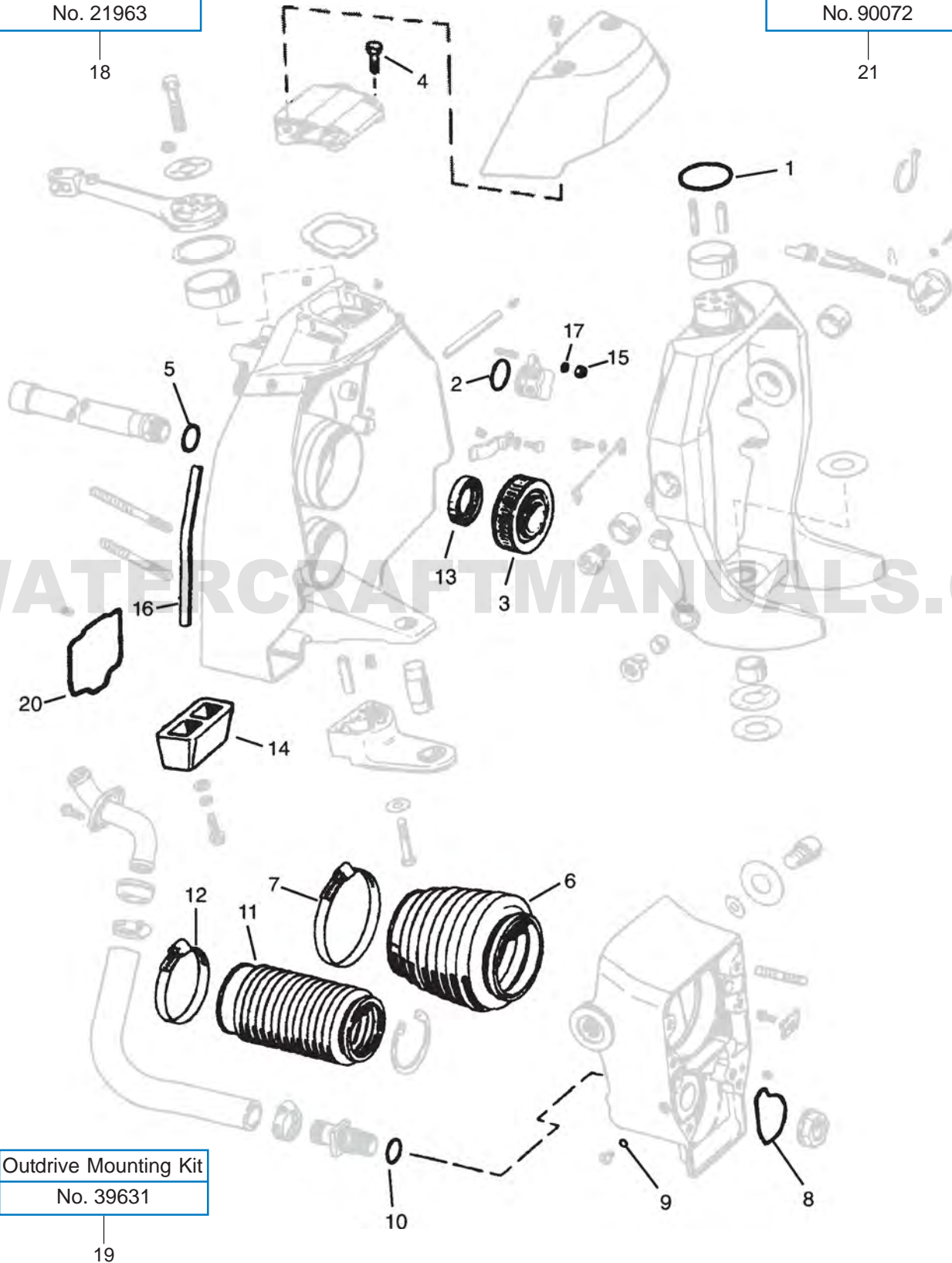


# Cobra SX

## TRANSOM ASSEMBLY (1994 & Up)

Transom Service Kit  
No. 21963

Trailer Clips  
No. 90072



Outdrive Mounting Kit  
No. 39631





# Cobra SX

## No. 21963

OEM: N/A

Kit contents:

| GLM   | OEM     | ITEM                     |
|-------|---------|--------------------------|
| 89200 | 3854127 | U-Joint Bellow           |
| 89190 | 3850426 | Exhaust Bellow           |
| 01090 | 3852604 | Hose Clamp               |
| 01070 | 3852603 | Hose Clamp               |
| 21906 | 3853807 | Gimbal Bearing           |
| 39631 | N/A     | Outdrive<br>Mounting Kit |



Cobra SX (1994 & Up)

## No. 21906

GIMBAL BEARING  
OEM: 3853807

GLM Built  
in U.S.A.

*Maintenance Free!*



Cobra SX (1994 & Up)

## No. 89200

U-JOINT BELLOW  
OEM: 3854127



Cobra SX (1994 & Up)

## No. 39631

OUTDRIVE MOUNTING KIT  
OEM: N/A

Kit contents:

| GLM      | OEM     | ITEM   |
|----------|---------|--------|
| 86300    | 3852560 | Seal   |
| 81180(2) | 911851  | O-ring |



For All "Clone Clutch"  
Cobra SX (1994 & Up)

## No. 89190

EXHAUST BELLOW  
OEM: 3850426



Cobra SX (1994 & Up)

## No. 12661

THRUST PLATE - PORT  
OEM: 3852561



Cobra SX (1994 & Up)

## No. 23360

SHIM  
OEM: 3852563



Cobra SX (1994 & Up)

## No. 86690

TRANSOM MOUNT SEAL  
OEM: 3852550



Cobra SX (1994 & Up)

## No. 90072

TRAILER CLIPS  
OEM: 3847547



Cobra SX (1994 & Up)

## No. 12662

THRUST PLATE - STBD  
OEM: 3852562



Cobra SX (1994 & Up)

## No. 21773

RETAINER RING  
OEM: 910953



Cobra SX (1994 & Up)

# Cobra SX

## DRIVE SHAFT HOUSING UNIVERSAL JOINT ASSEMBLY

### No. 28318

U-JOINT ASSY  
OEM: 3852384, 3860842

100% Hot Forged

Internal  
Lock  
Ring



Cobra SX (1994 & Up)



Includes:  
No. 22299  
SCREW  
OEM: 3852309

### No. 28328

U-JOINT ASSY  
OEM: 3860842

100% Hot Forged

External  
Lock  
Ring



Cobra SX (1994 & Up)



Includes:  
No. 22299  
SCREW  
OEM: 3852309

## DRIVE SHAFT HOUSING U-JOINTS

### No. 28030

U-JOINT  
OEM: 3850812

Heavy Duty

Internal  
Lock  
Ring



Cobra SX (1994 & Up)

### No. 28040

U-JOINT  
OEM: 3860232

External  
Lock  
Ring



Cobra SX (1994 & Up)

## DRIVE SHAFT HOUSING YOKES & SOCKET

### No. 28315

YOKE (LONG)  
OEM: 912212



Internal  
Lock  
Ring

### No. 28100

SOCKET  
OEM: 912213

Internal  
Lock  
Ring



### No. 28317

YOKE  
OEM: 3850814

Internal  
Lock  
Ring



### No. 81180

O-RING - DRIVE SHAFT YOKE  
OEM: 3852565



### No. 28316

YOKE (LONG)  
OEM: N/A



External  
Lock  
Ring

### No. 28110

SOCKET  
OEM: N/A

External  
Lock  
Ring



### No. 28323

YOKE  
OEM: N/A

External  
Lock  
Ring



### No. 22299

SCREW  
OEM: 3852309

Included in  
No. 28318  
No. 28328  
No. 28317



# Cobra SX

|   |  |   |  |
|---|--|---|--|
| <p><b>No. 87740</b><br/>GEARHOUSING<br/>SEAL KIT<br/>OEM: 3850594</p>  <p>Cobra SX (1994 &amp; Up)</p> | <p><b>No. 87750</b><br/>GEARHOUSING<br/>SEAL KIT<br/>OEM: 3855275</p>  <p>Cobra SX (1994 &amp; Up)</p> |   |  |
| <p><b>No. 87100</b><br/>OIL SEAL -<br/>BEARING CARRIER<br/>OEM: 3852272</p>                            | <p><b>No. 82370</b><br/>O-RING -<br/>BEARING CARRIER<br/>OEM: 3852308</p>                               | <p><b>No. 21582</b><br/>BEARING -<br/>BEARING CARRIER<br/>OEM: 3850852</p>  | <p><b>No. 21583</b><br/>BEARING -<br/>BEARING CARRIER<br/>OEM: 3850853</p>  |
| <p><b>No. 81100</b><br/>O-RING - DIP STICK<br/>OEM: 3852045</p>                                      | <p><b>No. 35520</b><br/>GASKET - TOP COVER<br/>OEM: 3852317</p>                                       | <p><b>No. 31171</b><br/>GASKET - DRAIN PLUG<br/>OEM: 3855081</p>         |  |
| <p><b>No. 45080</b><br/>O-RING - SHIFT LEVER HOUSING<br/>OEM: 925093</p>                             | <p><b>No. 87110</b><br/>OIL SEAL - SHIFT LEVER<br/>OEM: 853858</p>                                    | <p><b>No. 35550</b><br/>GASKET - WATER PASSAGE<br/>OEM: 3852279</p>      |  |



# Cobra SX

## LOWER GEAR HOUSING - DRIVE SHAFT (VERTICAL)

**No. 21512**  
TAPERED ROLLER BEARING-UPPER  
OEM: 3854250



**No. 21581**  
TAPERED ROLLER BEARING-LOWER  
OEM: 3854249



**No. 83340**  
O-RING  
OEM: 3852866



**No. 11170**  
DRIVE SHAFT  
OEM: 3851342



**No. 21611**  
PINION BEARING  
OEM: 3853934

Cobra SX (1994 & Up)

## LOWER GEARCASE - PROP SHAFT

**No. 85900**  
OIL SEAL - PROP SHAFT  
OEM: 3858303



**No. 21581**  
TAPERED ROLLER BEARING - REAR  
OEM: 3854249




**No. 11154**  
PROP SHAFT  
OEM: 3857675



**No. 21586**  
TAPERED ROLLER BEARING - FRONT  
OEM: 3850942



**No. 82420**  
O-RING  
OEM: 3852865



Cobra SX (1994 & Up)

# Cobra SX

## LOWER GEAR HOUSING

### No. 86482

GROMMET - WATER TUBE UPPER  
OEM: 3852315



### No. 86653

SEAL - WATER TUBE LOWER  
OEM: 3854595



### No. 83240

O-RING - GEAR OIL PASSAGE  
OEM: 3852959



### No. 23111

TRIM TAB  
OEM: 3854402



### No. 21885

SCREEN (2)  
OEM: 337778



### No. 21731

SCREW SET  
OEM: 318544



### No. 22363

SCREW (2)  
OEM: 337061



### No. 31171

GASKET  
OEM: 311598



# Section 2

---

## OMC Cobra Replacement Sterndrives 1986-1993

|   |           |
|---|-----------|
| <i>Sterndrive Unit Application .....</i>          | <i>18</i> |
| <i>Complete Upper Gear Housing Assembly .....</i> | <i>19</i> |
| <i>Complete Lower Gear Housing Assembly .....</i> | <i>19</i> |



# Cobra

## STERNDRIVE UNIT APPLICATION (1986-1993)

| Year      | Model             | Ratio | Upper Housing | Upper Complete | Lower Housing | Lower Complete |
|-----------|-------------------|-------|---------------|----------------|---------------|----------------|
| 1987-1989 | 2.3L              | 21:21 | 29900         | N/A            | N/A           | N/A            |
| 1986      | 2.5L              | 21:18 | 29900         | 29920          | N/A           | N/A            |
| 1986-1989 | 3.0L              | 21:18 | 29900         | 29920          | N/A           | N/A            |
| 1989      | 3.0L              | 21:18 | 29900         | 29920          | N/A           | N/A            |
| 1989      | 3.0L High Alt     | 21:19 | 29900         | 29940          | N/A           | N/A            |
| 1990-1993 | 3.0L All          | 21:21 | 29900         | N/A            | 28800         | 28820          |
| 1986-1987 | 4.3L All          | 21:19 | 29900         | 29940          | 28800         | 28820          |
| 1988-1993 | 4.3L              | 21:19 | 29900         | 29940          | 28800         | 28820          |
| 1988-1993 | 4.3L High Alt     | 21:21 | 29900         | N/A            | 28800         | 28820          |
| 1986-1988 | 5.0L              | 21:17 | 29900         | 29930          | 28800         | 28820          |
| 1988      | 5.0L High Alt     | 21:18 | 29900         | 29920          | 28800         | 28820          |
| 1989-1993 | 5.0L              | 21:18 | 29900         | 29920          | 28800         | 28820          |
| 1989-1993 | 5.0L High Alt     | 21:19 | 29900         | 29940          | 28800         | 28820          |
| 1986-1988 | 5.7L              | 21:16 | 29900         | 29910          | 28800         | 28820          |
| 1986-1988 | 5.7L High Alt     | 21:18 | 29900         | 29920          | 28800         | 28820          |
| 1989-1992 | 5.7L              | 21:16 | 29900         | 29910          | 28800         | 28820          |
| 1989-1992 | 5.7L High Alt     | 21:17 | 29900         | 29930          | 28800         | 28820          |
| 1988      | 350 King          | 21:16 | 29900         | 29910          | 28800         | 28820          |
| 1988      | 350 King High Alt | 21:18 | 29900         | 29920          | 28800         | 28820          |
| 1989      | 5.8L              | 21:16 | 29900         | 29910          | 28800         | 28820          |
| 1989      | 5.8L High Alt     | 21:17 | 29900         | 29930          | 28800         | 28820          |
| 1990      | 5.8L              | 21:18 | 29900         | 29920          | 28800         | 28820          |
| 1990      | 5.8L High Alt     | 21:16 | 29900         | 29910          | 28800         | 28820          |
| 1991-1993 | 5.8L              | 21:16 | 29900         | 29910          | 28800         | 28820          |
| 1991-1993 | 5.8L High Alt     | 21:17 | 29900         | 29930          | 28800         | 28820          |
| 1993      | 5.8L EFI          | 21:17 | 29900         | 29930          | 28800         | 28820          |
| 1987-1989 | 7.5L 460 King     | 21:17 | 29900         | 29930          | N/A           | N/A            |
| 1987-1989 | 460 King High Alt | 21:18 | 29900         | 29920          | N/A           | N/A            |



# Cobra

## COMPLETE UPPER GEAR HOUSING ASSEMBLY (1986-1993)

### No. 29910

OEM: 986381  
Ratio: 21:16

### No. 29920

OEM: 986382  
Ratio: 21:18

### No. 29930

OEM: 986844  
Ratio: 21:17

### No. 29940

OEM: 986380  
Ratio: 21:19

**100% New**  
with Water Pump



*For more info, see Section 3*

## COMPLETE LOWER GEAR HOUSING ASSEMBLY

### No. 28820

OEM: 987800

1986-1993 V6 & V8  
1990-1993 4-Cylinder 3.0L

**100% New**  
with Heavy Duty Gears



*For more info, see Section 4*



WATERCRAFTMANUALS.COM



# Section 3

---

## OMC Cobra Upper Gear Housing Parts 1986-1993

|   |       |
|---|-------|
| <i>Upper Gear Housing - Complete (1986-1993)</i> .....                    | 22    |
| <i>Upper Gear Housing - Empty (1986-1993)</i> .....                       | 23    |
| <i>Upper Gear Housing - Assembly &amp; Rebuild Kits (1986-1993)</i> ..... | 24    |
| <i>Upper Gear Housing - Seal Kits (1986-1993)</i> .....                   | 25    |
| <i>Upper Gear Housing Kits - Applications (1986-1993)</i> .....           | 25    |
| <i>Upper Gear Set Assembly Kits (1986-1993)</i> .....                     | 26    |
| <i>Upper Gear Sets (1986-1993)</i> .....                                  | 27    |
| <i>Upper Gear Housing - Breakdown (1986-1993)</i> .....                   | 28-29 |
| <i>Gear Housing Components (1986-1993)</i> .....                          | 30-32 |
| <i>Gear Housing Drive Shaft (1986-1993)</i> .....                         | 33    |

# Cobra

## UPPER GEAR HOUSING COMPLETE (1986-1993)

**100% New**  
with water pump



| Engine                             | Teeth on Original Gears | GLM No.      | OEM No. |
|------------------------------------|-------------------------|--------------|---------|
| 4-Cylinder, 2.3L (1987-1989)       | 21T/21T                 | -            | 987064  |
| 4-Cylinder, 2.5L (1986)            | 21T/18T                 | <b>29920</b> | 983826  |
| 4-Cylinder, 3.0L (1986-1989)       | 21T/18T                 | <b>29920</b> | 983826  |
| 4-Cylinder, 3.0L (1990-1993)       | 21T/21T                 | -            | 987064  |
| V6, 4.3L, 262 CID                  | 21T/19T                 | <b>29940</b> | 985380  |
| V8 Ford, 5.0L, 302 CID             | 21T/18T                 | <b>29920</b> | 986382  |
| V8 Chevy, 5.0L, 305 CID            | 21T/17T                 | <b>29930</b> | 986844  |
| V8 Ford EFI, 5.8L, 351 CID         | 21T/17T                 | <b>29930</b> | 986844  |
| V8 Chevy, 5.7L, 350 CID            | 21T/16T                 | <b>29910</b> | 986381  |
| V8 Ford, 5.8L, 351 CID             | 21T/16T                 | <b>29910</b> | 986381  |
| V8 Ford, 7.5L, 460 CID (1987-1989) | 21T/17T                 | <b>29930</b> | 988844  |

# Cobra

## UPPER GEAR HOUSING

**No. 29900**

OEM: 984518

**1986-1993 OMC Cobra Empty Gear Housing  
Ready for Your Components**

**Don't scrap a boat because of a corroded upper gear housing!  
Replace it with a NEW housing from GLM.**

**Sand Cast from superior A356T5 Aluminum Alloy  
(Original is Die Cast from inferior A380T6)**



The GLM #29900 will fit on all 1986-1993 OMC Cobra sterndrives.  
It will accept the original internal and external OMC components.

# Cobra

## COMPLETE UPPER GEAR HOUSING ASSEMBLY KIT

**No. 29919**

OEM: N/A  
Ratio: 21:16

**No. 29929**


OEM: N/A  
Ratio: 21:18

**No. 29939**

OEM: N/A  
Ratio: 21:17

**No. 29949**

OEM: N/A  
Ratio: 21:19



## UPPER GEAR HOUSING REBUILD KIT (1986-1993)

**No. 29911**

OEM: N/A  
Ratio: 21:16

**No. 29921**

OEM: N/A  
Ratio: 21:18

**No. 29931**

OEM: N/A  
Ratio: 21:17

**No. 29941**

OEM: N/A  
Ratio: 21:19



# Cobra

## UPPER GEAR HOUSING SEAL KIT

**No. 87654**

OEM: 987603



For All Cobra Models  
(1986-1993)

### UPPER GEAR HOUSING KITS APPLICATION CHART (1986-1993)

| Engine                             | Teeth on Original Gears | Upper Assembly Kit | Upper Rebuild Kit | Upper Seal Kit |
|------------------------------------|-------------------------|--------------------|-------------------|----------------|
| 4-Cylinder, 2.3L (1987-1989)       | 21T/21T                 | -                  | -                 | <b>87654</b>   |
| 4-Cylinder, 2.5L (1986)            | 21T/18T                 | <b>29929</b>       | <b>29921</b>      | <b>87654</b>   |
| 4-Cylinder, 3.0L (1986-1989)       | 21T/18T                 | <b>29929</b>       | <b>29921</b>      | <b>87654</b>   |
| 4-Cylinder, 3.0L (1990-1993)       | 21T/21T                 | -                  | -                 | <b>87654</b>   |
| V6, 4.3L, 262 CID                  | 21T/19T                 | <b>29949</b>       | <b>29941</b>      | <b>87654</b>   |
| V8 Ford, 5.0L, 302 CID             | 21T/18T                 | <b>29929</b>       | <b>29921</b>      | <b>87654</b>   |
| V8 Chevy, 5.0L, 305 CID            | 21T/17T                 | <b>29939</b>       | <b>29931</b>      | <b>87654</b>   |
| V8 Ford EFI, 5.8L, 351 CID         | 21T/17T                 | <b>29939</b>       | <b>29931</b>      | <b>87654</b>   |
| V8 Chevy, 5.7L, 350 CID            | 21T/16T                 | <b>29919</b>       | <b>29911</b>      | <b>87654</b>   |
| V8 Ford, 5.8L, 351 CID             | 21T/16T                 | <b>29919</b>       | <b>29911</b>      | <b>87654</b>   |
| V8 Ford, 7.5L, 460 CID (1987-1989) | 21T/17T                 | <b>29939</b>       | <b>29931</b>      | <b>87654</b>   |



# Cobra

## UPPER GEAR SET ASSEMBLY KITS (1986-1993)

### No. 22522

OEM: 983917

Ratio 21:16

5.7L 350 Chevy V8  
5.8L 351 Ford V8



### No. 22532

OEM: 983919

Ratio 21:17

5.0L 305 Chevy V8  
5.8L 351 Ford V8 EFI  
7.5L 460 Ford V8



### No. 22562

OEM: 983918

Ratio 21:18

4-Cylinder 1986 2.5L  
4-Cylinder 1986-1989 3.0L  
5.0L 302 Ford V8



### No. 22542

OEM: 984013

Ratio 21:19

4.3L 262 Chevy V6



# Cobra

## UPPER GEAR SETS (1986-1993)

### No. 22520

OEM: 983825  
Ratio 21:16

5.7L 350 Chevy V8  
5.8L 351 Ford V8

#### Comes With:

| GLM   | OEM    | Item    |
|-------|--------|---------|
| 21540 | 983891 | Bearing |
| 21541 | 983892 | Bearing |
| 21542 | 983877 | Bearing |
| 21543 | 983878 | Bearing |



### No. 22560

OEM: 983826  
Ratio 21:18

4-Cylinder 1986 2.5L  
4-Cylinder 1986-1989 3.0L  
5.0L 302 Ford V8

#### Comes With:

| GLM   | OEM    | Item    |
|-------|--------|---------|
| 21540 | 983891 | Bearing |
| 21541 | 983892 | Bearing |
| 21542 | 983877 | Bearing |
| 21543 | 983878 | Bearing |



### No. 22540

OEM: 984012  
Ratio 21:19

4.3L 262 Chevy V6

#### Comes With:

| GLM   | OEM    | Item    |
|-------|--------|---------|
| 21540 | 983891 | Bearing |
| 21541 | 983892 | Bearing |
| 21542 | 983877 | Bearing |
| 21543 | 983878 | Bearing |



### No. 22544

OEM: 983835  
Ratio 21:17

5.0L 305 Chevy V8  
5.8L 351 Ford V8 EFI  
7.5L 460 Ford V8

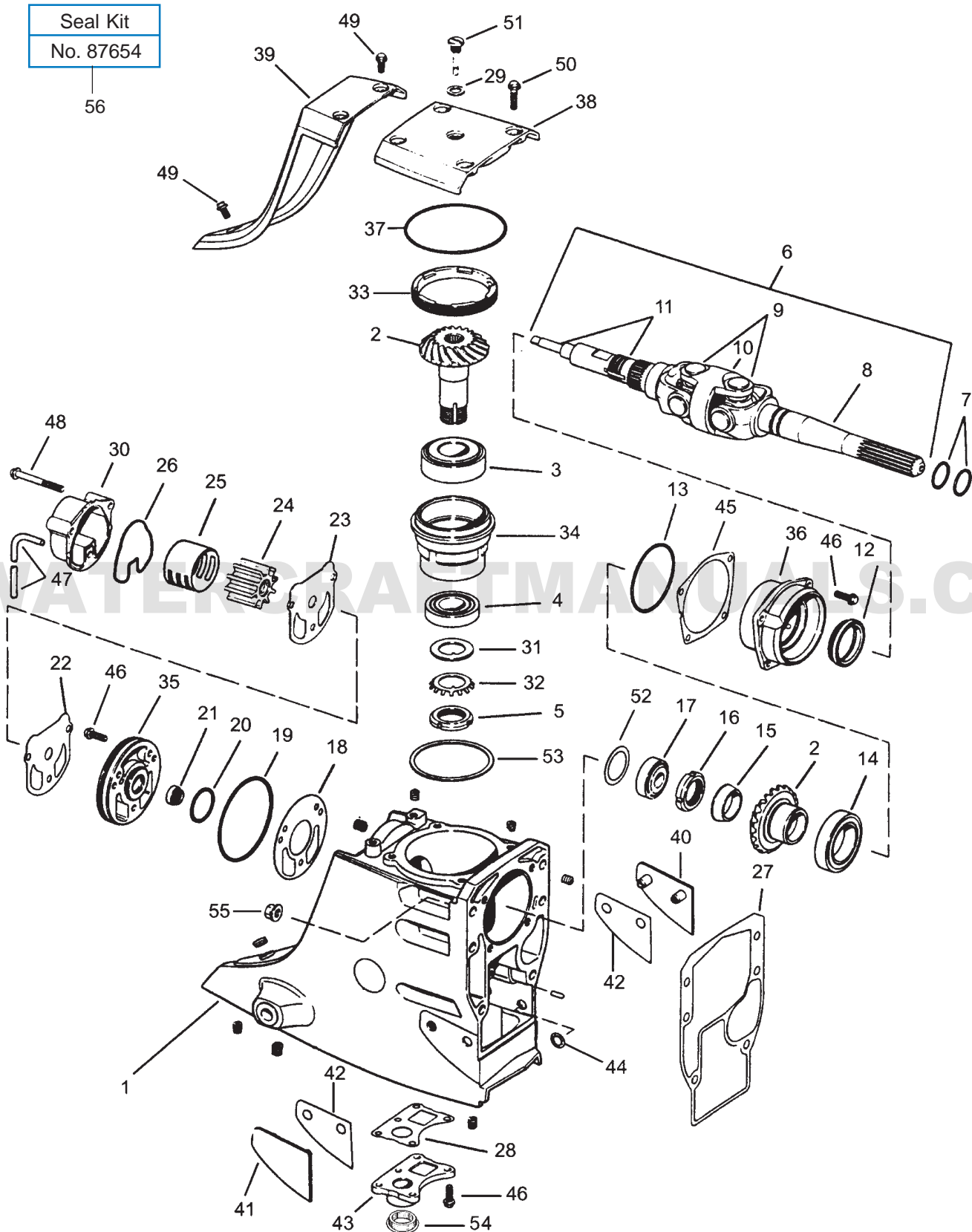
#### Comes With:

| GLM   | OEM    | Item    |
|-------|--------|---------|
| 21540 | 983891 | Bearing |
| 21541 | 983892 | Bearing |
| 21542 | 983877 | Bearing |
| 21543 | 983878 | Bearing |



# Cobra

## UPPER GEAR HOUSING COMPONENTS (1986-1993)



# Cobra

## UPPER GEAR HOUSING COMPONENTS (1986-1993)

| GLM No. | Ref No. | OEM No. | Description                | GLM No. | Ref No. | OEM No. | Description                          |
|---------|---------|---------|----------------------------|---------|---------|---------|--------------------------------------|
| 29900   | 1       | 984518  | Upper Gearcase Assembly    | 22384   | 46      | 3852454 | Screw                                |
| 22520   | 2       | 983825  | Gear Set (21:16 Ratio)     | 47010   | 47      | 912614  | Vent Hose                            |
| 22560   | 2       | 983826  | Gear Set (21:18 Ratio)     | 22385   | 48      | 912238  | Screw                                |
| 22540   | 2       | 984012  | Gear Set (21:19 Ratio)     | 22386   | 49      | 3852568 | Screw                                |
| 22544   | 2       | 983835  | Gear Set (21:17 Ratio)     | 22387   | 50      | 123018  | Screw                                |
| 21540   | 3       | 983891  | Bearing                    | 21732   | 51      | 914488  | Dipstick                             |
| 21541   | 4       | 983892  | Bearing                    | 23371   | 52      | 911662  | Shim 0.003"                          |
| 28460   | 5       | 911753  | Pinion Nut                 | 23372   | 52      | 911663  | Shim 0.005"                          |
| 28325   | 6       | 98388   | U-Joint & Water Pump Shaft | 23373   | 52      | 911664  | Shim 0.007"                          |
| 81180   | 7       | 3852565 | O-ring                     | 23374   | 52      | 911665  | Shim 0.010"                          |
| 28315   | 8       | 912212  | Yoke - Drive Shaft         | 23375   | 52      | 911666  | Shim 0.012"                          |
| 28030   | 9       | 915717  | Universal Joint            | 23376   | 52      | 911667  | Shim 0.015"                          |
| 28100   | 10      | 912213  | Socket                     | 23381   | 53      | 911668  | Shim 0.010"                          |
| 28320   | 11      | 984264  | Yoke & Water Pump Shaft    | 23382   | 53      | -       | Shim 0.001"                          |
| 86530   | 12      | 911685  | Oil Seal                   | 23383   | 53      | -       | Shim 0.003"                          |
| 82380   | 13      | 911686  | O-ring                     | 86620   | 54      | 911705  | Seal                                 |
| 21542   | 14      | 983877  | Bearing                    | 21170   | 55      | -       | Locknut - (use with 28420)           |
| 22525   | 15      | 912029  | Centering Cone             | 28420   | 55      | -       | Washer - (use with 21170)            |
| 28470   | 16      | 911937  | U-Joint Nut                | 28410   | 55      | -       | Locknut - Flanged (no washer needed) |
| 21543   | 17      | 983878  | Bearing                    | 87654   | 56      | 987603  | Seal Kit                             |
| 34771   | 18      | 911698  | Gasket                     |         |         |         |                                      |
| 82430   | 19      | 911700  | O-ring                     |         |         |         |                                      |
| 81280   | 20      | 909316  | O-ring                     |         |         |         |                                      |
| 86610   | 21      | 916058  | Oil Seal                   |         |         |         |                                      |
| 34770   | 22      | 911702  | Gasket                     |         |         |         |                                      |
| 12760   | 23      | 911703  | Wear Plate                 |         |         |         |                                      |
| 89950   | 24      | 983895  | Impeller                   |         |         |         |                                      |
| 12391   | 25      | 911844  | Water Pump Liner           |         |         |         |                                      |
| 86630   | 26      | 911704  | Seal                       |         |         |         |                                      |
| 34730   | 27      | 915840  | Gasket                     |         |         |         |                                      |
| 33910   | 28      | 911733  | Gasket                     |         |         |         |                                      |
| 81100   | 29      | 303067  | O-ring                     |         |         |         |                                      |
| 12405   | 30      | 984744  | Pump Housing               |         |         |         |                                      |
| 21676   | 31      | 911697  | Washer                     |         |         |         |                                      |
| 23202   | 32      | 911752  | Retainer                   |         |         |         |                                      |
| 21111   | 33      | 911751  | Cover Nut                  |         |         |         |                                      |
| 27800   | 34      | 911750  | Bearing Carrier            |         |         |         |                                      |
| 27900   | 35      | 911699  | Water Pump Adapter         |         |         |         |                                      |
| 27920   | 36      | 911683  | Bearing Carrier            |         |         |         |                                      |
| 82480   | 37      | 313175  | O-ring                     |         |         |         |                                      |
| 28404   | 38      | 914489  | Cover Assembly             |         |         |         |                                      |
| 28406   | 39      | 983967  | Cover Assembly             |         |         |         |                                      |
| 12661   | 40      | 3852561 | Thrust Plate               |         |         |         |                                      |
| 12662   | 41      | 3582562 | Thrust Plate               |         |         |         |                                      |
| 23360   | 42      | 3852563 | Shim                       |         |         |         |                                      |
| 28408   | 43      | 911734  | Cover Assembly             |         |         |         |                                      |
| 21773   | 44      | 910953  | Retainer Ring              |         |         |         |                                      |
| 23361   | 45      | 911678  | Shim 0.003"                |         |         |         |                                      |
| 23362   | 45      | 911679  | Shim 0.004"                |         |         |         |                                      |
| 23363   | 45      | 911680  | Shim 0.005"                |         |         |         |                                      |
| 23364   | 45      | 911681  | Shim 0.010"                |         |         |         |                                      |



# Cobra

## UPPER GEAR HOUSING COMPONENTS (1986-1993)

### No. 21111

NUT - LOWER BEARING CARRIER  
OEM: 911751



### No. 21540

UPPER BEARING  
OEM: 983891



### No. 27800

LOWER BEARING CARRIER  
OEM: 911750



SHIM - LOWER BEARING CARRIER

### No. 23381

SHIM 0.010"  
OEM: 911668

### No. 23382

SHIM 0.001"  
OEM: N/A

### No. 23383

SHIM 0.003"  
OEM: N/A



### No. 21541

LOWER BEARING  
OEM: 983892



### No. 21676

WASHER - DRIVEN GEAR  
OEM: 911697



### No. 23202

RETAINER - DRIVEN GEAR PINION NUT  
OEM: 911752



### No. 28460

PINION NUT - DRIVEN GEAR  
OEM: 911753





# Cobra

## UPPER GEAR HOUSING COMPONENTS (1986-1993)

### No. 23371

SHIM 0.003"

OEM: 911662

### No. 23372

SHIM 0.005"

OEM: 911663

### No. 23373

SHIM 0.007"

OEM: 911664

### No. 23374

SHIM 0.010"

OEM: 911665

### No. 23375

SHIM 0.012"

OEM: 911666

### No. 23376

SHIM 0.015"

OEM: 911667



Rear Shim

### No. 21543

BEARING

OEM: 983878



Roller Bearing

### No. 21542

BEARING


OEM: 983877



### No. 82380

O-RING - CARRIER

OEM: 911686



### No. 27920

FRONT BEARING CARRIER

OEM: 911683



### No. 22384

SCREW-CARRIER

OEM: 3852454



### No. 86530

OIL SEAL - CARRIER

OEM: 911685



### No. 28470

U-JOINT NUT -

DRIVE GEAR

OEM: 911937



### No. 22525

CENTERING CONE -

DRIVE GEAR

OEM: 212029



### SHIMS

BEARING CARRIER

### No. 23361

SHIM 0.003"

OEM: 911678

### No. 23362

SHIM 0.004"

OEM: 911679

### No. 23363

SHIM 0.005"

OEM: 911680

### No. 23364

SHIM 0.010"

OEM: 911681

### SHIM KIT

BEARING CARRIER

### No. 23365

OEM: N/A

Kit Includes:

No. 23361

No. 23362

No. 23363

No. 23364



### No. 27900

WATER PUMP

ADAPTER

OEM: 911699



### No. 86610

OIL SEAL

OEM: 916058



### No. 81280

O-RING

OEM: 909316



### No. 82430

O-RING

OEM: 911700



### No. 34771

GASKET

OEM: 911698



# Cobra

## UPPER GEAR HOUSING COMPONENTS

### No. 28406

COVER ASSEMBLY  
OEM: 983967

(1986-1993)



### No. 22386

SCREW - COVER  
OEM: 3852568



### No. 28404

TOP COVER ASSEMBLY  
OEM: 914489

(1986-1993)



### No. 22387

SCREW - TOP COVER  
OEM: 123018



### No. 82480

O-RING - TOP COVER  
OEM: 313175



### No. 33910

GASKET  
OEM: 911733



### No. 21732

DIPSTICK - TOP COVER  
OEM: 914488



### No. 28408

WATER POCKET  
COVER ASSEMBLY  
OEM: 911734



### No. 22384

SCREW - COVER  
ASSEMBLY  
OEM: 911734



### No. 81100

O-RING - DIPSTICK  
OEM: 329381

### No. 12661

THRUST PLATE - PORT  
OEM: 3852561



### No. 12662

THRUST PLATE - STBD  
OEM: 3852562



### No. 23360

SHIM  
OEM: 3852563



### No. 21773

RETAINER RING  
OEM: 910953



# Cobra

## UPPER GEAR HOUSING DRIVE SHAFT

### No. 28325

U-JOINT & WATER PUMP SHAFT  
OEM: 983880

100% Hot Forged



(1986-1993)

### No. 28315

YOKE  
OEM: 912212

### No. 28030

U-JOINT  
(HEAVY DUTY)  
OEM: 3850812

### No. 28100

SOCKET  
OEM: 912213

### No. 28320

YOKE & WATER PUMP SHAFT  
OEM: 984264

(1986-1993)



### No. 81180

O-RING FOR DRIVE SHAFT YOKE  
OEM: 3852565





WATERCRAFTMANUALS.COM

# Section 4

## OMC Cobra Lower Gear Housing Parts 1986-1993

|   |       |
|---|-------|
| <i>Lower Gear Housing - Complete (1986-1993)</i> .....                      | 36    |
| <i>Lower Gear Housing - Empty (1986-1993)</i> .....                         | 37    |
| <i>Lower Gear Housing - Assembly Kit</i> .....                              | 38    |
| <i>Lower Gear Housing - Rebuild Kit</i> .....                               | 38    |
| <i>Lower Gear Housing - Seal Kits (1986-1993)</i> .....                     | 39    |
| <i>Lower Gear Housing - Breakdown (1986-1993)</i> .....                     | 40-41 |
| <i>Lower Gear Housing Gear Sets</i> .....                                   | 42-45 |
| <i>Prop Shaft Parts - 4-Cyl. 2.3L (1987-1990), 3.0L (1986-1990)</i> ...     | 46    |
| <i>Prop Shaft Parts - 4-Cyl. 3.0L (1990), V6 &amp; V8 (1986-1990)</i> ..... | 46    |
| <i>Prop Shaft Parts - ALL (1991-1993)</i> .....                             | 47    |
| <i>Lower Gear Housing Components</i> .....                                  | 48-49 |
| <i>Lower Gear Housing Shift Shaft (1986-1993)</i> .....                     | 50    |
| <i>Lower Gear Housing Drive Shaft (1986-1993)</i> .....                     | 51    |



# Cobra

## COMPLETE LOWER GEAR HOUSING ASSEMBLY (1986-1993)

***Strongest Lower Gear Housing Assemblies in the Marine Industry for 1986-1993 OMC Cobra Sterndrives***

### No. 28820

OEM: 987800  
Large Gear Housing  
Ratio: 12:22



### No. 28910

OEM: 986669  
Small Gear Housing  
Ratio: 13:26



All GLM #28820 replacement lower gear housings for the OMC Cobra sterndrives have the new heavy duty #22666 gear sets. These durable gears are capable of operating with up to 300 horsepower. They also have the large 1-1/4 inch diameter prop shafts with a reverse thrust washer installed between the shaft and reverse gear.

All GLM #28910 replacement lower gear housing is an economical replacement for 4-Cylinder Cobra sterndrives. It is an exact replacement for your old gear housing. Upgrades include the new style bearing carrier and Mercruiser press-in style pinion bearing.

| Model             | Year    | Lower Complete |
|-------------------|---------|----------------|
| 2.3L 4-Cyl. Ford  | 1987-90 | <b>28910</b>   |
| 3.0L 4-Cyl. Chevy | 1986-89 | <b>28910</b>   |
| 3.0L 4-Cyl. Chevy | 1990-93 | <b>28820</b>   |
| 4.3L V6           | 1986-93 | <b>28820</b>   |
| 5.0 L Chevy/Ford  | 1986-93 | <b>28820</b>   |
| 5.7L Chevy        | 1986-93 | <b>28820</b>   |
| 5.8L Chevy        | 1989-93 | <b>28820</b>   |

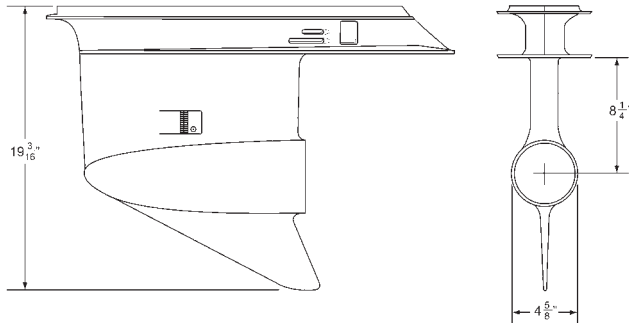
# Cobra

## EMPTY LOWER GEAR HOUSING (1986-1993)

**Ready for Your Components! Don't scrap a boat because of a damaged or corroded lower gear housing! Replace it with a NEW housing from GLM!**

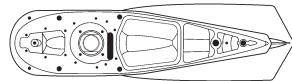
### No. 28800

OEM: 439972  
Large Gear Housing



Side View

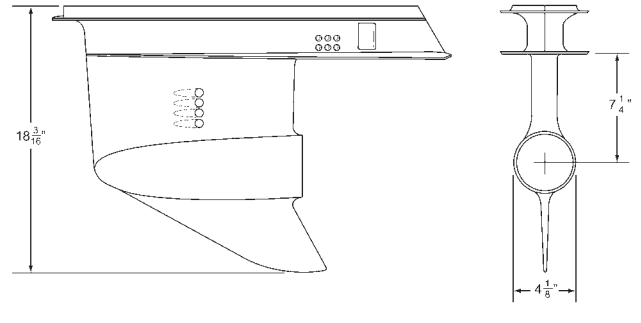
Rear View



Top View

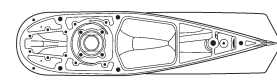
### No. 28900

OEM: 984978  
Small Gear Housing



Side View

Rear View



Top View

### List of Improvements made to the GLM housing:

Sand Cast from superior A356T5 Aluminum Alloy.

Mercruiser style pressed fit pinion needle bearing.

Prop Shaft Carrier is retained with bolts and tabs (1991-93 style).

Prop Shaft Carrier is prevented from rotating with a key and groove.

Water pick-up screens are removable w/out disassembling the drive (1991-93 style).

| Model             | Year      | Gear Housing               | Prop Shaft Carrier       |
|-------------------|-----------|----------------------------|--------------------------|
| 2.3L 4-Cyl. Ford  | 1987-1991 | <b>28900</b> Small Housing | <b>11388</b>             |
| 3.0L 4-Cyl. Chevy | 1986-1989 | <b>28900</b> Small Housing | <b>11388</b>             |
| 3.0L 4-Cyl. Chevy | 1990-1993 | <b>28800</b> Large Housing | <b>11406</b> (1990)      |
| 4.3L V6           | 1986-1993 | <b>28800</b> Large Housing | <b>11406</b> (1986-1990) |
| 5.0 L Chevy/Ford  | 1986-1993 | <b>28800</b> Large Housing | <b>11406</b> (1986-1990) |
| 5.7L Chevy        | 1986-1993 | <b>28800</b> Large Housing | <b>11406</b> (1986-1990) |
| 5.8L Chevy        | 1986-1993 | <b>28800</b> Large Housing | <b>11406</b> (1986-1990) |

# Cobra

## COMPLETE GEAR HOUSING - ASSEMBLY KIT

### No. 28860


OEM: N/A

1.86 Ratio

All Prop Shaft 1-1/4 in. Dia.

1986-1993 V6 & V8

1990-1993 4-Cyl. 3.0L



## COMPLETE GEAR HOUSING - REBUILD KIT

### No. 28862


OEM: N/A

1.86 Ratio

All Prop Shaft 1-1/4 in. Dia.

1991 V6 & V8

1991 4-Cyl. 3.0L



# Cobra

## LOWER GEAR HOUSING SEAL KIT - 2.3L (1987-1990), 3.0L (1986-1989)

**No. 87655**

OEM: 985612

3.0L 1986-1989

2.3L 1987-1990



## LOWER GEAR HOUSING SEAL KIT - 3.0L (1990-1993), V6 & V8 (1986-1993)

**No. 87656**

OEM: 439967

3.0L 1990-1993

V6 & V8 1986-1993

(Except King Cobra)



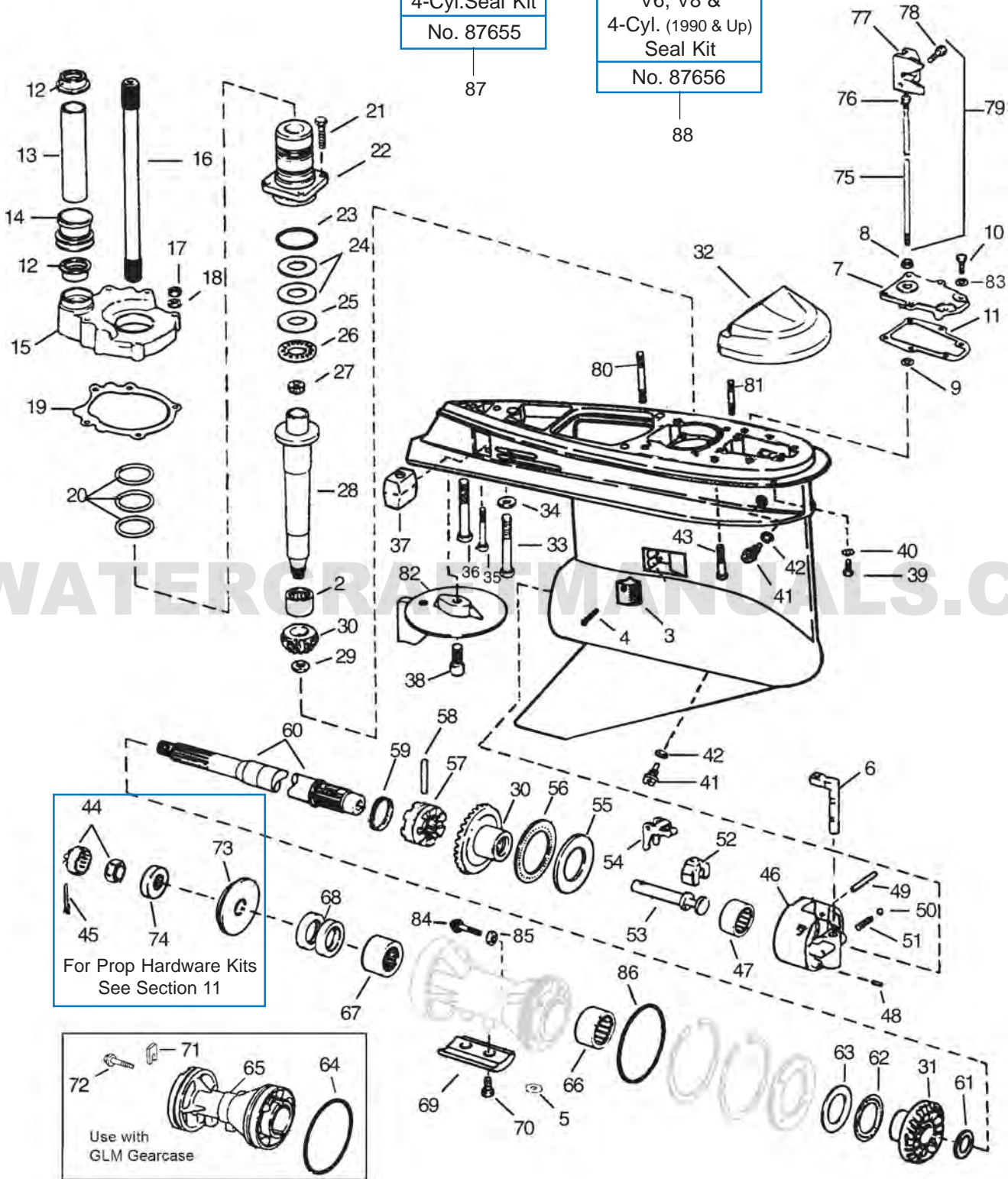


# Cobra

## LOWER GEAR HOUSING COMPONENTS (1986-1993)

4-Cyl. Seal Kit  
No. 87655

V6, V8 &  
4-Cyl. (1990 & Up)  
Seal Kit  
No. 87656





# Cobra

## LOWER GEAR HOUSING COMPONENTS (1986-1993)

| GLM No. | Ref No. | OEM No. | Description                | GLM No. | Ref No. | OEM No. | Description                           |
|---------|---------|---------|----------------------------|---------|---------|---------|---------------------------------------|
| 28800   | 1       | 439972  | Gearcase Assembly          | 22491   | 50      | 160084  | Detent Ball                           |
| 21610   | 2       | 387817  | Pinion Bearing             | 11055   | 51      | 915995  | Spring                                |
| 21885   | 3       | 337778  | Screen                     | 27730   | 52      | 982422  | Cradle                                |
| 22363   | 4       | 337061  | Screw                      | 27710   | 53      | 322941  | Shaft                                 |
| 21679   | 5       | -       | Washer                     | 27740   | 54      | 322938  | Lever                                 |
| 27720   | 6       | 915954  | Detent                     | 21646   | 55      | 327669  | Thrust Washer                         |
| 27750   | 7       | 986838  | Cover & Seal Assembly      | 16340   | 56      | 389042  | Thrust Bearing                        |
| 22390   | 8       | 912157  | Wiper                      | 22625   | 57      | 914716  | Clutch Dog                            |
| 45200   | 9       | 318372  | O-ring                     | 21135   | 58      | 313448  | Cross Pin                             |
| 22375   | 10      | 304027  | Screw                      | 11052   | 59      | 324369  | Spring                                |
| 33960   | 11      | 911878  | Gasket                     | 22414   | 60      | 395209  | Prop Shaft 1-3/16 (1986-90)           |
| 86620   | 12      | 911705  | Seal                       | 22416   | 60      | 436888  | Prop Shaft (All 4-CYL. 1987-90)       |
| 12960   | 13      | 911706  | Tube                       | 22417   | 60      | 435022  | Prop Shaft 1-1/4 (1991-93)            |
| 12961   | 14      | 911715  | Guide                      | 21651   | 61      | 336565  | Thrust Washer                         |
| 27760   | 15      | 915720  | Water Passage Housing      | 16300   | 62      | 382408  | Thrust Bearing                        |
| 22404   | 16      | 911709  | Upper Drive Shaft          | 21642   | 63      | 314731  | Thrust Washer                         |
| 21180   | 17      | 121731  | Nut                        | 82400   | 64      | 305123  | O-ring                                |
| 21490   | 18      | 305981  | Washer                     | 82370   | 64      | 313446  | O-ring 4-CYL.                         |
| 33970   | 19      | 915719  | Gasket                     | 11406   | 65      | 5000074 | Bearing Carrier (1986-90)             |
| 83250   | 20      | 318717  | O-ring                     | 11408   | 65      | 5004257 | Bearing Carrier (1991-93)             |
| 22362   | 21      | 317624  | Screw                      | 22870   | 66      | 382407  | Bearing                               |
| 27770   | 22      | 984462  | Bearing Housing            | 11410   | 67      | 387247  | Bearing (1986-90)                     |
| 81380   | 23      | 314728  | O-ring                     | 22950   | 67      | 434467  | Bearing (1991-93)                     |
| 23590   | 24      | 323362  | Shim .003                  | 85130   | 68      | 320862  | Oil Seal (1986-90) 2-pieces           |
| 23580   | 24      | 323361  | Shim .004                  | 86810   | 68      | 334950  | Oil Seal (1991-93) 2-pieces           |
| 23510   | 24      | 314745  | Shim .005                  | 12737   | 69      | 431708  | Anode                                 |
| 21645   | 25      | 327656  | Thrust Washer              | 22320   | 70      | 908158  | Screw                                 |
| 16330   | 26      | 387656  | Thrust Bearing             | 27850   | 71      | 333957  | Tab                                   |
| 12962   | 27      | 911710  | Plug                       | 22373   | 72      | 341541  | Screw                                 |
| 22406   | 28      | 911693  | Lower Drive Shaft          | 22221   | 73      | 126870  | Thrust Washer                         |
| 11190   | 29      | 314730  | Nut                        | 22190   | 74      | 320570  | Spacer                                |
| 22623   | 30      | 987670  | P/Forward Gear Set         | 21033   | 75      | 914736  | Shift Rod                             |
| 22624   | 31      | 915273  | Reverse Gear (1986-93)     | 21245   | 76      | 914743  | Nut                                   |
| 12774   | 32      | 3853818 | Anode                      | 26440   | 77      | 914723  | Rod End                               |
| 22365   | 33      | 914535  | Screw                      | 22388   | 78      | 308825  | Screw                                 |
| 21674   | 34      | 330265  | Washer                     | 21032   | 79      | 986658  | Shift Rod Assembly                    |
| 22366   | 35      | 328096  | Screw                      | 22471   | 80      | 911713  | Stud                                  |
| 22367   | 36      | 330263  | Screw                      | 22472   | 81      | 911714  | Stud                                  |
| 12776   | 37      | 436745  | Anode                      | 23112   | 82      | 912392  | Trim Tab                              |
| 22368   | 38      | 313715  | Screw                      | 21678   | 83      | 306358  | Washer                                |
| 22369   | 39      | 912127  | Screw                      | 22300   | 84      | 316563  | Screw & Seal                          |
| 21761   | 40      | 328701  | Lockwasher                 | 86640   | 85      | 332583  | Seal                                  |
| 21731   | 41      | 318544  | Draining Screw             | 82370   | 86      | 313446  | O-ring                                |
| 31171   | 42      | 311598  | Gasket                     | 87655   | 87      | 985612  | Seal Kit - 4-Cyl.                     |
| 22371   | 43      | 331999  | Screw                      | 87656   | 88      | 439967  | Seal Kit - V6/V8 & 4-Cyl. (1990 & Up) |
| 22185   | 44      | 398042  | Nut & Keeper               |         |         |         |                                       |
| 22142   | 45      | 306394  | Cotter Pin                 |         |         |         |                                       |
| 27700   | 46      | 389455  | Housing & Bearing Assembly |         |         |         |                                       |
| 22910   | 47      | 389039  | Bearing                    |         |         |         |                                       |
| 21138   | 48      | 331880  | Pin                        |         |         |         |                                       |
| 21137   | 49      | 328825  | Pin                        |         |         |         |                                       |

# Cobra

## LOWER GEAR HOUSING GEARS

# HEAVY DUTY

## Gear Set GLM #22666

Includes #21651 thrust washer\*\*



When all three gears need replacing in your OMC Cobra Sterndrive the installation of the GLM #22666 heavy-duty gear set is highly recommended. The heavy-duty gears can be used with all four-cylinder sterndrives\* from 1990-1993 and all V6 and V8 OMC Cobra sterndrives from 1986-1993. It is recommended that a new clutch GLM #22625 (this clutch is not included with the gear set) be installed with the heavy-duty gears. The gears can be used with the standard 1-3/16" diameter prop shaft (1986-1990) or the heavy-duty 1-1/4" diameter prop shaft (1991-1993).

### GLM #22666 heavy-duty gears fit these OMC Cobra Sterndrive units:

|            |        |       |         |
|------------|--------|-------|---------|
| 3.0L/181CI | 4-Cyl. | Chev. | 1990-93 |
| 4.3L/262CI | V6     | Chev. | 1986-93 |
| 5.0L/302CI | V8     | Ford  | 1986-93 |
| 5.0L/305CI | V8     | Chev. | 1986-93 |
| 5.7L/350CI | V8     | Chev. | 1986-93 |
| 5.8L/351CI | V8     | Ford  | 1986-93 |

### IMPORTANT NOTE:

**The new heavy-duty GLM #22666 gears will not interchange with the standard Cobra gears. For individual Cobra gear replacement, you must use the standard duty GLM #22623 pinion and forward gears or the GLM #22624 reverse gear.**

\*Except 1990 2.3L

\*\*For model year 1991 OMC increased the prop shaft diameter at the carrier needle bearing (not the prop splines) from 1-3/16 to 1-1/4 inches. Some older gearcases may be fitted with the new large diameter prop shaft. The large diameter prop shaft utilizes a thrust washer (included with this gear set) between the prop shaft and reverse gear. Discard the thrust washer when using the small diameter prop shaft.

### ✓ **STRONGER**

OEM gear sets are machined from 8620 forged steel. The GLM gear set is machined from a higher alloy forged steel. The stronger teeth and higher alloy steel results in a gear that is 50% stronger than any other comparable gear set. These durable gears are capable of operating with up to 300 horsepower.

### ✓ **MORE DURABLE**

The new GLM gear set has fewer, larger, and stronger teeth. The pinion gear has 12 teeth and the forward and reverse gears have 22 teeth. The original OEM gear set has 14 teeth on the pinion and 26 teeth on the forward and reverse gears.

### ✓ **QUIETER**

During the gear machining process, an additional pass is made over each tooth for a finer surface. This makes the gear operation especially quiet.

# Cobra

## LOWER GEAR HOUSING GEARS

# STANDARD DUTY Replacement Gear Sets

These gearsets are an exact copy of the gears used in the 1986-1993 V6 and V8 OMC Cobra Sterndrives. They also replace the gears used in the 1990-1993 four-cylinder\* OMC Cobra sterndrives. The standard-duty replacement gears are stronger than the original and can be used with the standard 1 3/16" diameter prop shaft (1986 -1990) or the heavy-duty 1 -1/4" diam



|   |                   |             |
|---|-------------------|-------------|
| <b>COMPLETE GEAR SET</b><br>- Forward/Pinion/Reverse<br>- 14/26 teeth<br>- Comes with the GLM #22625 clutch               | <b>GLM #22622</b> | OEM #986980 |
| <b>FORWARD &amp; PINION SET</b><br>- May be used with OMC reverse gear<br>- 14/26 teeth                                   | <b>GLM #22623</b> | OEM #987670 |
| <b>REVERSE GEAR</b><br>- May be used with OMC forward and pinion gears<br>- 26 teeth<br>- Includes thrust washer #21651** | <b>GLM #22624</b> | OEM #915723 |
| <b>CLUTCH</b>   | <b>GLM #22625</b> | OEM #915272 |

\*Except 1990 2.3L

\*\*For model year 1991 OMC increased the prop shaft diameter at the carrier needle bearing (not the prop splines) from 1-3/16 to 1-1/4 inches. Some older gearcases may be fitted with the new large diameter prop shaft. The large diameter prop shaft utilizes a thrust washer (included with this gear set) between the prop shaft and reverse gear. Discard the thrust washer when using the small diameter prop shaft.

**It is recommended that the above standard duty replacement gears be used only with the four-cylinder and V6 powered sterndrives listed below:**

|            |              |         |
|------------|--------------|---------|
| 3.0L/181CI | 4-Cyl. Chev. | 1990-93 |
| 4.3L/262CI | V6 Chev.     | 1986-93 |

**GLM recommends the heavy-duty gearset #22666 for all V8 powered sterndrives.**

# Cobra

## LOWER GEAR HOUSING GEARS

# 4-CYLINDER GEARS

These gearsets are an exact copy of the gears used in the 4-Cylinder 3.0L from 1986-1989 and 1987-1990 2.3L.



|   |                   |             |
|---|-------------------|-------------|
| <b>COMPLETE GEAR SET</b><br>- Forward/Pinion/Reverse<br>- 13/26 teeth<br>- Comes with the GLM #22633 clutch | <b>GLM #22630</b> | OEM #986979 |
| <b>FORWARD &amp; PINION SET</b><br>- May be used with OMC reverse gear<br>- 13/26 teeth                     | <b>GLM #22631</b> | OEM #985050 |
| <b>REVERSE GEAR</b><br>- May be used with OMC forward and pinion gears<br>- 26 teeth                        | <b>GLM #22632</b> | OEM #345992 |
| <b>CLUTCH</b>   | <b>GLM #22633</b> | OEM #912607 |

# Cobra

| GEAR SETS & CLUTCH DOGS  |  |  |
|--|--|--|
| Heavy Duty Gears   | Clutch for Heavy Duty Gears  |  |
| <p><b>No. 22666</b><br/>COMPLETE GEAR SET<br/>OEM: N/A</p>    | <p><b>No. 22625</b><br/>CLUTCH<br/>OEM: 915272</p>    |  |
| <b>For Large Gearcase - 3.0L (1990-1993), V6 &amp; V8 (1986-1993)</b>  |  |  |
| <p><b>No. 22622</b><br/>(22623+22624+22625)<br/>COMPLETE GEAR SET &amp; CLUTCH<br/>OEM: 986980</p>  | <p><b>No. 22623</b><br/>PINION &amp; FORWARD GEAR SET<br/>OEM: 987670<br/><br/><b>14:26 Ratio</b></p>  | <p><b>No.22624</b><br/>REVERSE GEAR<br/>OEM: 915273</p>    |
|  |  | <p><b>No. 22625</b><br/>CLUTCH<br/>OEM: 915272</p>        |
| <b>For Small Gearcase - 2.3L (1987-1990), 3.0L (1986-1989)</b>   |  |  |
| <p><b>No. 22630</b><br/>(22631+22632+22633)<br/>COMPLETE GEAR SET &amp; CLUTCH<br/>OEM: 986979</p>  | <p><b>No. 22631</b><br/>PINION &amp; FORWARD GEAR SET<br/>OEM: 985050<br/><br/><b>13:26 Ratio</b></p>  | <p><b>No. 22632</b><br/>REVERSE GEAR<br/>OEM: 345992</p>  |
|  |  | <p><b>No. 22633</b><br/>CLUTCH<br/>OEM: 912607</p>        |



# Cobra

## PROP SHAFT PARTS - 4-CYL 2.3L (1987-1990), 4-CYL 3.0L (1986-1989)

### No. 86030

PROP SHAFT  
SEAL (2)  
OEM: 330137



### No. 22860

PROP SHAFT  
BEARING  
OEM: 379504



### No. 22870

REVERSE GEAR  
BEARING  
OEM: 382407



### No. 21642

THRUST WASHER -  
REVERSE GEAR  
OEM: 314731



### No. 16300

THRUST BEARING -  
REVERSE GEAR  
OEM: 382408



### No. 82370

O-RING -  
BEARING CARRIER  
OEM: 313446



### No. 22416

PROP SHAFT  
OEM: 436888



## PROP SHAFT PARTS - 4-CYL 3.0L (1990), V6 & V8 (1986-1990)

### No. 85130

PROP SHAFT  
SEAL (2)  
OEM: 320862



### No. 11410

PROP SHAFT  
BEARING  
OEM: 387247



### No. 22870

REVERSE GEAR  
BEARING  
OEM: 382407



### No. 21642

THRUST WASHER -  
REVERSE GEAR  
OEM: 314731



### No. 16300

THRUST BEARING -  
REVERSE GEAR  
OEM: 382408



### No. 82400

O-RING -  
BEARING CARRIER  
OEM: 305123



### No. 22414

PROP SHAFT 1-3/16  
(1986-1990)  
OEM: 395209



FOR 1-3/16" DIA. PROP SHAFT  
No. 22414

# Cobra

## PROP SHAFT PARTS - ALL (1991-1993)

### No. 86810

PROP SHAFT  
SEAL (2)  
OEM: 334950



### No. 22950

PROP SHAFT  
BEARING  
OEM: 434467



### No. 11408

BEARING CARRIER  
OEM: 5004257

Comes with:  
86810, 22950, 22870



### No. 22373

SCREW  
OEM: 350271



### No. 27850

TAB  
OEM: 333957



### No. 16300

THRUST BEARING -  
REVERSE GEAR  
OEM: 382408



### No. 82400

O-RING -  
BEARING  
CARRIER  
OEM: 305123



### No. 22870

REVERSE GEAR  
BEARING  
OEM: 382407



### No. 21642

THRUST WASHER -  
REVERSE GEAR  
OEM: 314731

### No. 21651

THRUST  
WASHER  
OEM: 336565



### No. 22417

PROP SHAFT 1-1/4  
(1991-93)  
OEM: 5004765



FOR 1-1/4" DIA. PROP SHAFT

No. 22417

**For the 1991 model year the OMC Cobra lower gear housing was redesigned with a stronger propellor shaft and bearing carrier.**

### Propellor Shaft Changes

A shoulder machined into the propellor shaft contacts the reverse gear and prevents the shaft from being pulled out of the gear housing when shifted into reverse. The 1991-1993 propellor shaft utilizes a hardened steel thrust washer between the shoulder and the reverse gear. This hardened thrust washer keeps the shoulder on the prop shaft from damaging the inside of the gear when the boat is shifted into reverse. The shoulder on the 1991-1993 propellor shaft is machined deeper to accommodate the hardened thrust washer.

Another improvement on the 1991-1993 propellor shaft is an increase in diameter from 1-3/16 inches to 1-1/4 inches. The diameter was increased at the needle bearing, the prop shaft seal and the propellor thrust washer locations. The propellor splines remained the same.

### Bearing Carrier

The 1991 - 1993 bearing carrier was redesigned with two hold-down tabs and two 5/16 inch bolts holding the carrier to the gear housing. The older carrier installs with four 1/4 inch bolts, a retainer plate and two internal retainer rings. The new carrier GLM #11408 also comes with a larger needle bearing and prop shaft seals for the larger diameter prop shaft. It can only be installed into 1991 and newer lower gear housings that have the notches for the hold down tabs.

# Cobra

## LOWER GEAR HOUSING - 4-CYL. 2.3L (1987-1990), 4-CYL. 3.0L (1986-1989)

**No. 11052**  
SPRING  
OEM: 324369



**No. 21135**  
CROSS PIN  
OEM: 313448



**No. 22633**  
CLUTCH DOG  
OEM: 912607



**No. 16310**  
FORWARD GEAR  
THRUST BEARING  
OEM: 385043



**No. 21644**  
FORWARD GEAR  
THRUST WASHER  
OEM: 324766



**No. 21135**  
PIN  
OEM: 313448



**No. 27741**  
LEVER  
OEM: 324037



**No. 27720**  
DETENT  
OEM: 915954



**No. 27710**  
SHAFT  
OEM: 322941



**No. 27730**  
CRADLE  
OEM: 982422



**No. 22870**  
FORWARD GEAR  
BEARING  
OEM: 382407



**No. 27702**  
HOUSING & BEARING ASSY  
OEM: 391365

Includes 22870



**No. 22491**  
DETENT BALL  
OEM: 160084



**No. 11055**  
SPRING  
OEM: 911962



**No. 28482**  
SHAFT & BEARING HSG KIT  
OEM: N/A



# Cobra

## LOWER GEAR HOUSING - 3.0L (1990-1993), V6 & V8 (1986-1993)

**No. 11052**  
SPRING  
OEM: 324369



**No. 21135**  
CROSS PIN  
OEM: 313448



**No. 22625**  
CLUTCH DOG  
OEM: 915272



**No. 16340**  
FORWARD GEAR  
THRUST BEARING  
OEM: 389042



**No. 21646**  
FORWARD GEAR  
THRUST WASHER  
OEM: 327669



**No. 21137**  
PIN  
OEM: 328825



**No. 27740**  
LEVER  
OEM: 322938



**No. 27720**  
DETENT  
OEM: 915954



**No. 27710**  
SHAFT  
OEM: 322941



**No. 27730**  
CRADLE  
OEM: 982422



**No. 22910**  
FORWARD GEAR  
BEARING  
OEM: 389039



**No. 27700**  
HOUSING & BEARING ASSY  
OEM: 389455

Includes 22910



**No. 22491**  
DETENT BALL  
OEM: 160084



**No. 11055**  
SPRING  
OEM: 911962



**No. 28481**  
SHAFT & BEARING HSG KIT  
OEM: N/A



**No. 23112**  
TRIM TAB  
OEM: 912392



**No. 22368**  
SCREW  
OEM: 313715



V6 & V8 (1986-93)  
3.0L (1990-93)

# Cobra

## LOWER GEAR HOUSING SHIFT SHAFT (1986-1993)

### No. 21033

SHIFT ROD  
OEM: 914736

Fits:  
1986-1993 with V6 & V8  
1990-1993 with 4 cyl 3.0L



### No. 26440

ROD END  
OEM: 914723



### No. 21245

NUT  
OEM: 914743



### No. 22388

SCREW  
OEM: 308825



### No. 21032

SHIFT ROD ASSEMBLY  
OEM: 986658

Fits:  
1986-1993 with V6 & V8  
1990-1993 with 4 cyl 3.0L



### No. 22390

WIPER  
OEM: 912157



### No. 22375

SCREW  
OEM: 304027



### No. 27750

COVER & SEAL ASSY.  
OEM: 986838



### No. 33960

GASKET  
OEM: 911878



### No. 45200

O-RING  
OEM: 318372

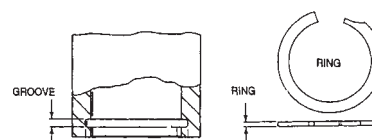
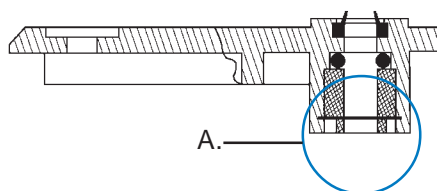


### GLM'S RE-DESIGN OF THE COVER & SEAL ASSEMBLY

GLM proudly uses Smalley\* internal snap ring for holding the sealing bushing. Unlike the OEMs which locks it dead. No special tools are required for replacing the seal and a service job can be finished in seconds!

### No. 27750

OEM: 986838



A. View

\*Smalley Steel Ring Co. is a GM vendor



# Cobra

## LOWER GEAR HOUSING DRIVE SHAFT (1986-1993)

**No. 12960**

TUBE  
OEM: 911706



**No. 12961**

GUIDE  
OEM: 911715



**No. 86620**

SEAL - TUBE  
OEM: 911705



**No. 21180**

NUT  
OEM: 121731



**No. 21490**

WASHER  
OEM: 305981



**No. 27760**

WATER PASSAGE HOUSING  
OEM: 915720



**No. 33970**

GASKET  
OEM: 915719



Water Passage

**No. 83250**

O-RING - UPPER  
OEM: 318717



**No. 22362**

SCREW  
OEM: 317624



**No. 27770**

BEARING HOUSING  
OEM: 984462



**No. 81380**

O-RING - LOWER  
OEM: 314728



**No. 23590**

SHIM 0.003"  
OEM: 323362

**No. 23580**

SHIM 0.004"  
OEM: 323361

**No. 23510**

SHIM 0.005"  
OEM: 314745



**No. 21645**

THRUST WASHER  
OEM: 327656



**No. 16330**

THRUST BEARING  
OEM: 387656



**No. 22404**

UPPER DRIVE SHAFT  
OEM: 911709



**No. 12962**

PLUG  
OEM: 911710



**No. 22406**

LOWER DRIVE SHAFT  
OEM: 911693

Fits:

1986-1993 with V6 & V8

1990-1993 with 4 cylinder 3.0L



**No. 21610**

PINION BEARING  
OEM: 387817

Fits:

1986-1993 with V6 & V8

1990-1993 with 4 cyl 3.0L



**No. 22880**

PINION BEARING  
OEM: 384195

Fits:

1986-1989 with 3.0L

1987-1990 with 2.3L



**No. 11190**

PINION NUT  
OEM: 314730





WATERCRAFTMANUALS.COM

# Section 5

---

## OMC Cobra Transom Assembly Parts 1986-1993

|   |       |
|---|-------|
| <i>Transom Assembly - Breakdown (1986-1993)</i> ..... | 54-55 |
| <i>Shift Cable (1986-1993)</i> .....                  | 56    |
| <i>Transom Service Kit (1986-1993)</i> .....          | 57    |
| <i>Transom Components</i> .....                       | 57    |

# Cobra

## TRANSOM ASSEMBLY (1986-1993)

Transom Service Kit

No. 21962

33

Shift Cable Assy. Kit

No. 21455

35

Guide Tube Kit

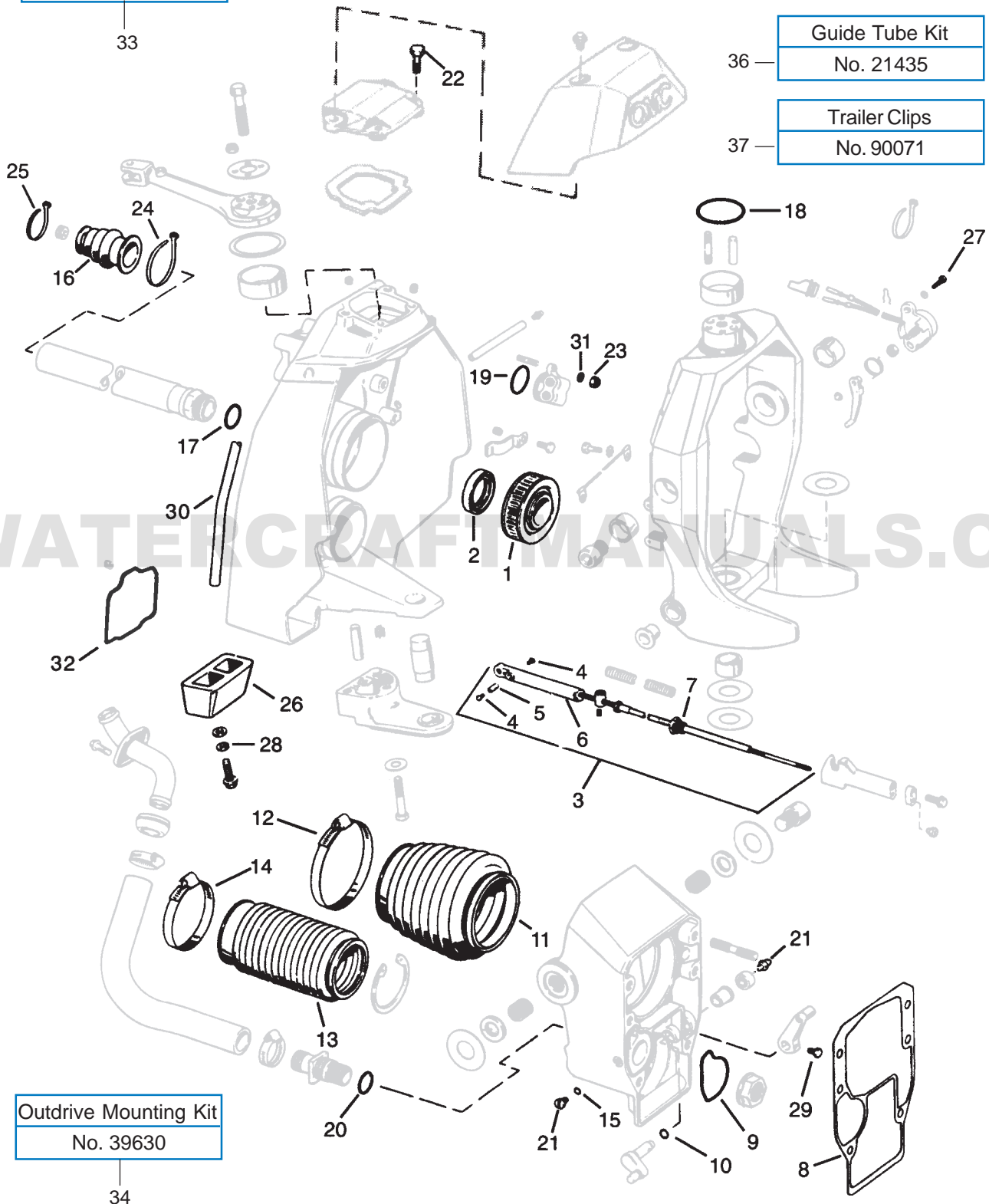
No. 21435

36

Trailer Clips

No. 90071

37



Outdrive Mounting Kit

No. 39630

34





# Cobra

## SHIFT CABLE

### No. 90520

SHIFT CABLE ADJUSTMENT TOOL KIT  
OEM: 914017 + 915271  
(Aluminum)




**Kit contains:**

| GLM   | OEM    | ITEM                      |
|-------|--------|---------------------------|
| 90500 | 914017 | Bellcrank Alignment Plate |
| 90510 | 915271 | Shift Cable Tool          |

### No. 90580

SHIFT CABLE ADJUSTMENT TOOL KIT  
OEM: 914017 + 915271  
(Plastic)




\*Note: Individual Parts Not Sold Separately

Cobra (1986-1993)

### No. 21455

SHIFT CABLE ASSEMBLY KIT  
OEM: N/A



**Kit contains:**

| GLM   | OEM    | ITEM                     |
|-------|--------|--------------------------|
| 21715 | 987661 | Shift Cable Assembly Kit |
| 39630 | 508105 | Drive Installation Kit   |
| 89210 | 911826 | Bellow                   |
| 21465 | 320107 | Cable Tie                |
| 21466 | 317893 | Cable Tie                |

### No. 21715

SHIFT CABLE ASSEMBLY KIT  
OEM: 987661



Now comes with No. 90580  
Shift Cable Adjustment Tool Kit!



Cobra  
(1986-1993)

### No. 21433

SET SCREW  
OEM: 912304



### No. 21435

GUIDE TUBE KIT  
OEM: N/A



**Kit contains:**

| GLM       | OEM    | ITEM       |
|-----------|--------|------------|
| 21434     | 914742 | Guide Tube |
| 21433 (2) | 912304 | Set Screw  |
| 21432     | 915918 | Anchor     |
| 80140     | 304174 | O-ring     |

For All "Clutch Dog" Cobra

### No. 21434

GUIDE TUBE  
OEM: 914742



### No. 21432

ANCHOR  
OEM: 915918



# Cobra

## TRANSOM SERVICE KIT

### No. 21962

OEM: N/A

**Kit contains:**

| GLM   | OEM     | ITEM               |
|-------|---------|--------------------|
| 39630 | 508105  | Seal Kit           |
| 89210 | 911826  | Shift Cable Bellow |
| 89200 | 3854127 | U-Joint Bellow     |
| 89190 | 914036  | Exhaust Bellow     |
| 01090 | 3852604 | Hose Clamp         |
| 01070 | 912628  | Hose Clamp         |
| 21906 | 3853807 | Gimbal Bearing     |
| 21465 | 320107  | Cable Tie          |
| 21466 | 317893  | Cable Tie          |



Cobra  
(1986-1993)

## TRANSOM COMPONENTS

### No. 39630

OUTDRIVE  
MOUNTING KIT  
OEM: 508105



**Kit contains:**

| GLM   | OEM    | ITEM                  |
|-------|--------|-----------------------|
| 34730 | 915840 | Gasket                |
| 39631 | N/A    | Outdrive Mounting Kit |

For All "Clutch Dog" Cobra  
(1986-1993)

### No. 21906

GIMBAL BEARING  
ASSEMBLY  
OEM: 3853807



GLM Built in U.S.A.

### No. 89210

SHIFT CABLE BELLOW  
OEM: 911826



Cobra  
(1986-1993)

### No. 89190

EXHAUST BELLOW  
OEM: 914036



Cobra  
(1986-1993)

### No. 89200

U-JOINT BELLOW  
OEM: 3854127



Cobra  
(1986-1998)

### No. 90071

TRAILER CLIPS  
OEM: 174448



For OMC Cobra



WATERCRAFTMANUALS.COM

# Section 6

---

## OMC Stringer Upper Gear Housing Parts 1985 & older

|   |       |
|---|-------|
| <i>Upper Gear Housing - Applications</i> .....          | 60    |
| <i>Upper Gear Housing - Complete</i> .....              | 61    |
| <i>Upper Gear Housing - Empty</i> .....                 | 62    |
| <i>Bearing Retainer - Assembly Kits</i> .....           | 63    |
| <i>Upper Gear Housing - Rebuild Kits</i> .....          | 63    |
| <i>Upper Gear Housing - Seal Kits</i> .....             | 64    |
| <i>Upper Gear Sets</i> .....                            | 65    |
| <i>Upper Gear Housing - Breakdown (1973-1985)</i> ..... | 66-67 |
| <i>Upper Gear Housing Components</i> .....              | 68-69 |
| <i>Drive Shafts</i> .....                               | 70    |
| <i>Steering Components</i> .....                        | 71    |

# Stringer

## COMPLETE UPPER AND LOWER GEAR HOUSING ASSEMBLY

### APPLICATION CHART (1973-1985)

| Model                   | Year      | Upper Complete | Upper Housing | Lower Complete | Lower Housing |
|-------------------------|-----------|----------------|---------------|----------------|---------------|
| All 4-Cylinder          | 1973-1977 | 27500          | 27000         | -              | -             |
| All 4-Cylinder          | 1978-1985 | 27500          | 27000         | 28830*#        | -             |
| V6, 165 HP, 250 CID     | 1973-1977 | 27300          | 27000         | -              | -             |
| V6 Chevy, 3.8L, 229 CID | 1981-1985 | 27400          | 27000         | 28830          | 28600         |
| V6 Chevy, 4.3L, 262 CID | 1985      | 27300          | 27000         | 28830          | 28600         |
| V6 Chevy, 5.0L, 307 CID | 1973-1977 | 27200          | 27000         | -              | -             |
| V6 Chevy, 5.0L, 305 CID | 1978-1985 | 27200          | 27000         | 28830*         | 28600*        |
| V8 Ford, 5.0L, 302 CID  | 1974-1977 | 27200          | 27000         | -              | -             |
| V8 Chevy, 5.7L, 350 CID | 1978-1985 | 27100          | 27000         | 28830*         | 28600*        |
| V8 Ford, 5.8L, 351 CID  | 1975-1977 | 27100          | 27000         | -              | -             |
| V8 Ford, 5.8L, 351 CID  | 1978-1979 | 27100          | 27000         | 28830*         | 28600*        |

\*The GLM #28830 complete lower gear housing is a direct replacement for the 1981-1985 OMC lower gear housing. The installation of the 1981-1985 ESA (Electronic Shift Assist) components and shift cable are necessary to replace the lower gear housing on the 1978-1980 OMC sterndrives with hydraulic shift.

#The GLM #28830 complete V6/V8 lower gear housing (large diameter) can be used to replace the 1978-1985 four-cylinder lower gear housing (small diameter) if the upper housing gear ratio is changed to 21:20. The installation of the 1981-1985 ESA (Electronic Shift Assist) components and shift cable are necessary to replace the lower gear housing on the 1978-1980 OMC sterndrives with hydraulic shift.

^The GLM #28600 lower housing will not replace the 1978-1980 OMC lower housings with hydraulic shift.



# Stringer

## COMPLETE UPPER GEAR HOUSING ASSEMBLY (1973-1985)

100% New



| Engine                  | Teeth on Original Gears | GLM No.      | OEM No. |
|-------------------------|-------------------------|--------------|---------|
| 4-Cylinder, All         | 21T/18T                 | <b>27500</b> | 982488  |
| V6, 3.8L, 229 CID       | 21T/20T                 | <b>27400</b> | 982739  |
| L6, 165 HP              | 21T/19T                 | <b>27300</b> | 981229  |
| V6, 4.3L, 262 CID       | 21T/19T                 | <b>27300</b> | 981229  |
| V8 Ford, 5.0L, 302 CID  | 21T/17T                 | <b>27200</b> | 982487  |
| V8 Chevy, 5.0L, 305 CID | 21T/17T                 | <b>27200</b> | 982487  |
| V8 Chevy, 5.7L, 350 CID | 21T/16T                 | <b>27100</b> | 982488  |
| V8 Ford, 5.8L, 351 CID  | 21T/16T                 | <b>27100</b> | 982488  |

# Stringer

## UPPER GEAR HOUSING (1973-1985)

**No. 27000**

OEM: 982226

### 1973-1985 OMC Empty Gear Housing Ready for Your Components

**Don't scrap a boat because of a corroded upper gear housing!  
Replace it with a NEW housing from GLM.**

The GLM #27000 will work on all 1973-1985 OMC sterndrives and will accept the original internal and external OMC components.



# Stringer

## BEARING RETAINER ASSEMBLY KITS (1973-1985)

**No. 22590** 21T/16T

OEM: 982478

**No. 22580** 21T/17T

OEM: 982477

**No. 22567** 21T/18T

OEM: 982476

**No. 22568** 21T/19T

OEM: 984263

**No. 22570** 21T/20T

OEM: 982738



## UPPER GEAR HOUSING REBUILD KITS (1973-1985)

**No. 22519** 21T/16T

OEM: N/A

**No. 22516** 21T/17T

OEM: N/A

**No. 22537** 21T/18T

OEM: N/A

**No. 22538** 21T/19T

OEM: N/A

**No. 22539** 21T/20T

OEM: N/A



# Stringer

## UPPER GEAR HOUSING SEAL KITS

### No. 87651

OEM: 981799



For 100 thru 245 (1968-1972)

### No. 87650

OEM: 982949



For All Models (1973-1985)

## UPPER GEAR HOUSING KITS APPLICATION CHART (1973-1985)

| Engine                  | Teeth on Original Gears | Upper Rebuild Kit     | Bearing Retainer Kit  | Upper Seal Kit        |
|-------------------------|-------------------------|-----------------------|-----------------------|-----------------------|
| 4-Cylinder, All         | 21T/18T                 | <a href="#">22537</a> | <a href="#">22567</a> | <a href="#">87650</a> |
| V6, 3.8L, 229 CID       | 21T/20T                 | <a href="#">22539</a> | <a href="#">22570</a> | <a href="#">87650</a> |
| L6, 165 HP              | 21T/19T                 | <a href="#">22538</a> | <a href="#">22568</a> | <a href="#">87650</a> |
| V6, 4.3L, 262 CID       | 21T/19T                 | <a href="#">22538</a> | <a href="#">22568</a> | <a href="#">87650</a> |
| V8 Ford, 5.0L, 302 CID  | 21T/17T                 | <a href="#">22516</a> | <a href="#">22580</a> | <a href="#">87650</a> |
| V8 Chevy, 5.0L, 305 CID | 21T/17T                 | <a href="#">22516</a> | <a href="#">22580</a> | <a href="#">87650</a> |
| V8 Chevy, 5.7L, 350 CID | 21T/16T                 | <a href="#">22519</a> | <a href="#">22590</a> | <a href="#">87650</a> |
| V8 Ford, 5.8L, 351 CID  | 21T/16T                 | <a href="#">22519</a> | <a href="#">22590</a> | <a href="#">87650</a> |

# Stringer

## UPPER GEAR SETS (1973-1985)

**GLM is first in the marine industry to have all of the OMC upper housing gear ratios.**

Different size engines require different gear ratios in the drive. The manufacturer changes these ratios with different gear sets. The gear ratio change is in the upper gear housing\*. All 1973-1985 OMC upper gear housings are identical\*\* except for the tooth count on the gears. Below is a chart showing the tooth count for the different size engines used with OMC sterndrives.



All GLM upper gear sets come with:

| GLM No. | OEM No. | Item    |
|---------|---------|---------|
| 21544   | 382212  | Bearing |
| 21545   | 379585  | Bearing |
| 21547   | 375761  | Bearing |

| Engine                  | Teeth on Original Gears | GLM No.      | OEM No. |
|-------------------------|-------------------------|--------------|---------|
| 4-Cylinder, All         | 21T/18T                 | <b>22518</b> | 982244  |
| V6, 3.8L, 229 CID       | 21T/20T                 | <b>22530</b> | 982835  |
| L6, 165 HP              | 21T/19T                 | <b>22514</b> | 984262  |
| V6, 4.3L, 262 CID       | 21T/19T                 | <b>22514</b> | 984262  |
| V8 Ford, 5.0L, 302 CID  | 21T/17T                 | <b>22512</b> | 982259  |
| V8 Chevy, 5.0L, 305 CID | 21T/17T                 | <b>22512</b> | 982259  |
| V8 Chevy, 5.7L, 350 CID | 21T/16T                 | <b>22510</b> | 982261  |
| V8 Ford, 5.8L, 351 CID  | 21T/16T                 | <b>22510</b> | 982261  |

\*All lower gear housing ratios are either 2.0:1 for the four-cylinder engines or 1.83:1 for the six and eight-cylinder engines.

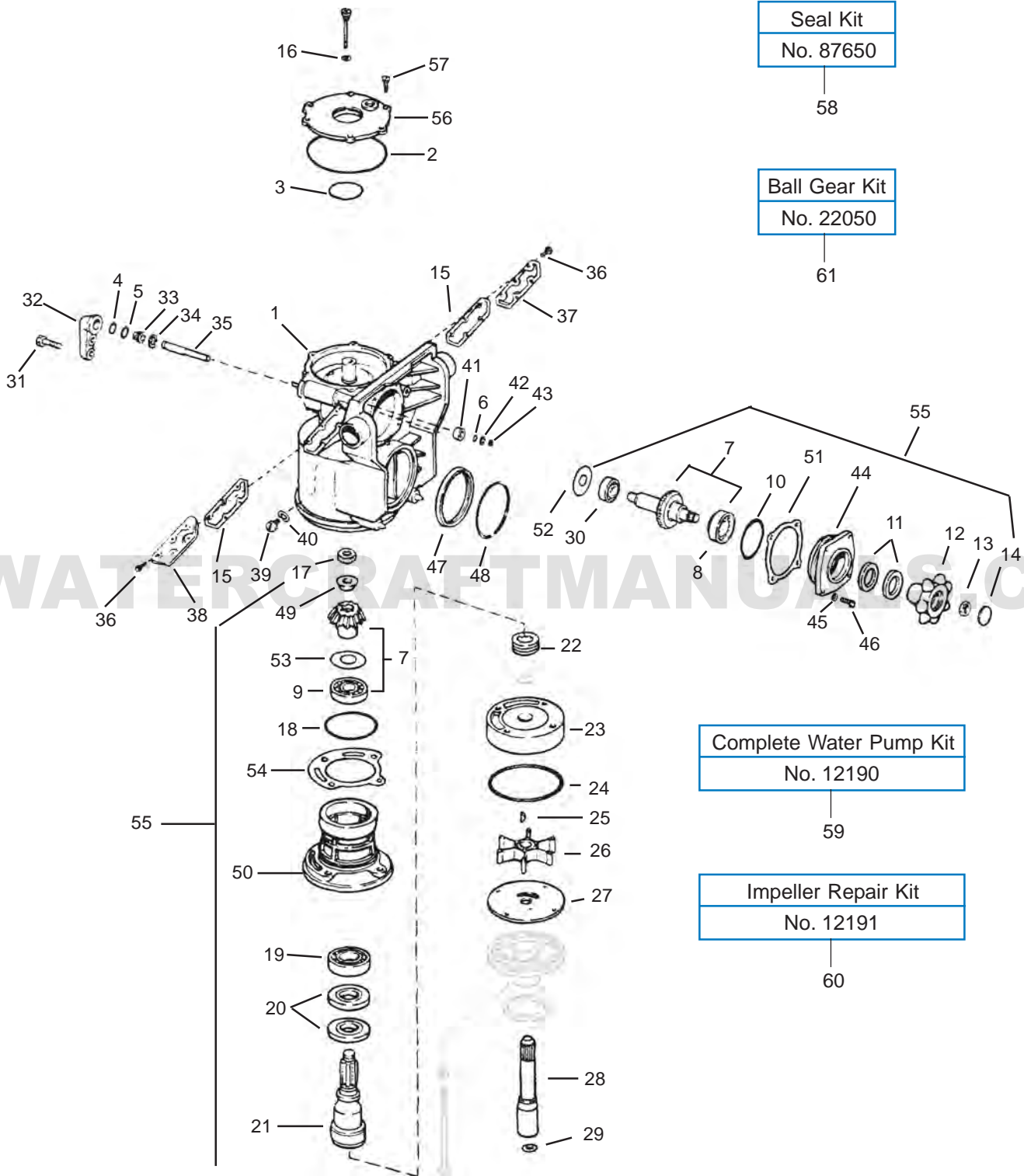
\*\*The original driven gears in 1973 and 1974 upper gear housings are **not** machined for a centering cone. All 1975 and newer driven gears and all GLM replacement driven gears are machined for a centering cone. A new drive shaft with shorter splines and a centering cone must be installed when replacing the original (non-centering cone) driven gear.

Rebuild your OMC powered boat with high quality GLM parts!  
**GLM is the source for OMC parts!**



# Stringer

## UPPER GEAR HOUSING (1973-1985)



# Stringer

## UPPER GEAR HOUSING (1973-1985)

| GLM No. | Ref No. | OEM No. | Description                     | GLM No. | Ref No. | OEM No. | Description                     |
|---------|---------|---------|---------------------------------|---------|---------|---------|---------------------------------|
| 27000   | 1       | 982226  | Upper Gearcase Assembly         | 27830   | 43      | 911317  | Retaining Ring                  |
| 82480   | 2       | 313175  | O-ring                          | 27960   | 44      | 313184  | Bearing Retainer                |
| 82250   | 3       | 310327  | O-ring (Electric Shift)         | 21492   | 45      | 302290  | Lockwasher                      |
| 82250   | 3       | 910582  | O-ring (400-800)                | 22327   | 46      | 909386  | Screw                           |
| 82140   | 4       | 302540  | O-ring (Early Model)            | 86652   | 47      | 308768  | Seal                            |
| 80230   | 4       | 909140  | O-ring (Late Model)             | 11056   | 48      | 308590  | Spring                          |
| 42140   | 5       | 909139  | Quad Ring                       | 22515   | 49      | 909123  | Centering Cone                  |
| 41120   | 6       | 909048  | Quad Ring                       | 27950   | 50      | 910240  | Bearing Housing                 |
| 22510   | 7       | 982261  | Gears 21:16                     | 23312   | 51      | 313202  | Shim .002                       |
| 22512   | 7       | 982259  | Gears 21:17                     | 23313   | 51      | 313203  | Shim .003                       |
| 22514   | 7       | 984262  | Gears 21:19                     | 23314   | 51      | 313204  | Shim .004                       |
| 22518   | 7       | 982835  | Gears 21:18                     | 23315   | 51      | 313205  | Shim .005                       |
| 22530   | 7       | 982244  | Gears 21:20                     | 23316   | 51      | 313206  | Shim .006                       |
| 21544   | 8       | 382212  | Bearing                         | 23323   | 52      | 313163  | Shim .003                       |
| 21545   | 9       | 379585  | Bearing                         | 23324   | 52      | 313164  | Shim .004                       |
| 82350   | 10      | 308621  | O-ring                          | 23325   | 52      | 313165  | Shim .005                       |
| 86080   | 11      | 981196  | Oil Seal                        | 23326   | 52      | 313166  | Shim .006                       |
| 22020   | 12      | 908069  | Ball Gear                       | 23327   | 52      | 313167  | Shim .007                       |
| 22330   | 13      | 908064  | Nut                             | 23328   | 52      | 313168  | Shim .008                       |
| 22030   | 14      | 908052  | Cover                           | 23333   | 53      | 313193  | Shim .003                       |
| 34180   | 15      | 308592  | Gasket                          | 23334   | 53      | 313194  | Shim .004                       |
| 33050   | 16      | 315189  | Gasket                          | 23335   | 53      | 313195  | Shim .005                       |
| 22310   | 17      | 907866  | Lock Nut                        | 23336   | 53      | 313196  | Shim .006                       |
| 82360   | 18      | 553126  | O-ring                          | 23337   | 53      | 313197  | Shim .007                       |
| 21546   | 19      | 382165  | Bearing                         | 23338   | 53      | 313198  | Shim .008                       |
| 86090   | 20      | 981268  | Oil Seal                        | 23339   | 53      | 313199  | Shim .009                       |
| 22412   | 21      | 909121  | Drive Shaft (Low Profile)       | 23340   | 53      | 313200  | Shim .010                       |
| 22422   | 21      | 981220  | Drive Shaft (High Profile)      | 23345   | 54      | 313185  | Shim .005                       |
| 22423   | 21      | 382883  | Drive Shaft (High Profile)      | 23346   | 54      | 313186  | Shim .006                       |
| 86100   | 22      | 907774  | Shaft Seal                      | 23347   | 54      | 313187  | Shim .007                       |
| 12390   | 23      | 983298  | Pump Housing                    | 23348   | 54      | 313188  | Shim .008                       |
| 82520   | 24      | 910238  | O-ring                          | 23349   | 54      | 313189  | Shim .009                       |
| 89595   | 25      | 308928  | Key                             | 23350   | 54      | 313190  | Shim .010                       |
| 89760   | 26      | 777130  | Impeller Pump Plate             | 22567   | 55      | 982476  | Bearing Retainer Assy. 2.5/3.0L |
| 12590   | 27      | 313176  | Pump Plate                      | 22570   | 55      | 982738  | Bearing Retainer Assy. 3.8L     |
| 22410   | 28      | 909753  | Pump Drive Shaft (Low Profile)  | 22568   | 55      | 984263  | Bearing Retainer Assy. 4.3L     |
| 22411   | 28      | 908087  | Pump Drive Shaft (High Profile) | 22580   | 55      | 982477  | Bearing Retainer Assy. 5.0L     |
| 80220   | 29      | 314491  | O-ring                          | 22590   | 55      | 982478  | Bearing Retainer Assy. 5.7L     |
| 21547   | 30      | 375761  | Bearing                         | 27860   | 56      | 313228  | Cover                           |
| 22329   | 31      | 305282  | Screw                           | 22307   | 57      | 909638  | Screw                           |
| 27970   | 32      | 908870  | Bracket                         | 87650   | 58      | 982949  | Seal Kit                        |
| 27990   | 33      | 908871  | Retainer                        | 12190   | 59      | 983218  | Complete Water Pump Kit         |
| 27840   | 34      | 911316  | Retainer Ring                   | 12191   | 60      | -       | Impeller Repair Kit             |
| 27980   | 35      | 908890  | Spacer Shaft                    | 22050   | 61      | -       | Ball Gear Kit                   |
| 22328   | 36      | 3852473 | Screw                           |         |         |         |                                 |
| 28440   | 37      | 308699  | Water Cover - Stbd.             |         |         |         |                                 |
| 28450   | 38      | 308591  | Water Cover - Port              |         |         |         |                                 |
| 21731   | 39      | 318544  | Screw Set                       |         |         |         |                                 |
| 31171   | 40      | 311598  | Gasket                          |         |         |         |                                 |
| 27820   | 41      | 308883  | Bushing                         |         |         |         |                                 |
| 31173   | 42      | 314390  | Gasket                          |         |         |         |                                 |

# Stringer

## UPPER GEAR HOUSING COMPONENTS

### No. 22050

BALL GEAR KIT

Kit contains:

| GLM   | OEM    | ITEM      |
|-------|--------|-----------|
| 82350 | 308621 | O-ring    |
| 22030 | 908062 | Cover (2) |
| 22010 | 908063 | Ball Gear |
| 22330 | 908064 | Nut (2)   |
| 22020 | 908069 | Ball Gear |
| 81440 | 908383 | O-ring    |
| 86010 | 981195 | Seal (2)  |
| 86080 | 981196 | Seal (2)  |



### No. 27960

BEARING RETAINER  
OEM: 313184



### No. 86080

SEAL - BEARING  
RETAINER (2)  
OEM: 981196



### No. 22020

BALL GEAR  
OEM: 908069



### No. 22330

BALL GEAR NUT  
OEM: 908064



### No. 21492

LOCKWASHER  
OEM: 302290



### No. 22327

SCREW  
OEM: 909386



### No. 22030

BALL GEAR COVER  
OEM: 908062



### No. 21544

TAPERED ROLLER  
BEARING - RETAINER  
OEM: 382212



### No. 82350

O-RING -  
BEARING - RETAINER  
OEM: 308621



### SHIMS

**No. 23312** (.002)

OEM: 313202

**No. 23313** (.003)

OEM: 313203

**No. 23314** (.004)

OEM: 313204

**No. 23315** (.005)

OEM: 313205

**No. 23316** (.010)

OEM: 313206

**No. 23310**

COMPLETE KIT  
OEM: N/A

### No. 22010

BALL GEAR  
OEM: 908063

Intermediate Housing



### SHIMS - REAR BEARING

**No. 23323** (.003)

OEM: 313163

**No. 23324** (.004)

OEM: 313164

**No. 23325** (.005)

OEM: 313165

**No. 23326** (.006)

OEM: 313166

**No. 23327** (.007)

OEM: 313167

**No. 23328** (.008)

OEM: 313168

**No. 23320**

COMPLETE KIT  
OEM: 313163



### No. 21547

TAPERED ROLLER BEARING  
OEM: 375761



# Stringer

## UPPER GEAR HOUSING COMPONENTS

### No. 22310

NUT  
OEM: 907866



### No. 22515

CENTERING CONE  
OEM: 909123



### No. 21545

UPPER TAPERED  
ROLLER BEARING  
OEM: 379585



### No. 82360

O-RING - BEARING HOUSING  
OEM: 553126



### SHIMS

**No. 23333** (.003)

OEM: 313193

**No. 23334** (.004)

OEM: 313194

**No. 23335** (.005)

OEM: 313195

**No. 23336** (.006)

OEM: 313196

**No. 23337** (.007)

OEM: 313197

**No. 23338** (.008)

OEM: 313198

**No. 23339** (.009)

OEM: 313199

**No. 23340** (.010)

OEM: 313200

**No. 23330**

COMPLETE KIT

OEM: N/A



### SHIMS

**No. 23345** (.005)

OEM: 313185

**No. 23346** (.006)

OEM: 313186

**No. 23347** (.007)

OEM: 313187

**No. 23348** (.008)

OEM: 313188

**No. 23349** (.009)

OEM: 313189

**No. 23350** (.010)

OEM: 313190



### No. 27950

BEARING HOUSING  
OEM: 910240



### No. 21546

LOWER TAPERED  
ROLLER BEARING  
OEM: 382165



### No. 86090

SEAL (2)  
OEM: 981268



# Stringer

## DRIVE SHAFTS (1973-1985)

### No. 22412

OEM: 909121

All  
(1978-1985)



Low Profile  
(1975-1977)

### No. 22422

OEM: 981220  
Short Spline

Electric Shift  
Use WITH centering cone No. 22515



High Profile  
(1975-1977)

### No. 22423

OEM: 382883  
Long Spline

Electric Shift  
Use WITHOUT centering cone



High Profile  
(1973-1974)

| Model                     | Year      | Upper Drive Shaft |
|---------------------------|-----------|-------------------|
| All Models High Profile*  | 1973-1974 | 22423 Long Shaft  |
| All Models Low Profile*   | 1973-1974 | NLA - Short Shaft |
| All Models High Profile** | 1975-1977 | 22422 Long Shaft  |
| All Models Low Profile*** | 1975-1985 | 22412 Short Shaft |

\* Starting with model year 1975 all driven gears were machined to accept a centering cone below the drive shaft retaining nut. This centering cone requires a drive shaft with a shorter spline.

Upper gear housings, model year 1973 and 1974, with the original driven gear (no centering cone) require GLM #22423 drive shaft with longer splines. **This drive shaft fits only the high profile gear case.** GLM does not manufacture the drive shaft with longer splines for the low profile gear case.

All 1975 and newer upper gear housings and all older upper gear housings utilizing the new driven gear (with centering cone) will utilize drive shaft GLM #22412 (low profile) or GLM #22422 (high profile).

\*\*The high profile upper gear housing was discontinued for 1978.

\*\*\*All 1978-1985 upper gear housings are low profile.



# Stringer

## No.28440

WATER COVER-STBD  
OEM: 308699




## No.28450

WATER COVER -PORT  
OEM: 308591



## No. 34180

WATER COVER  
GASKET (2)  
OEM: 308592



## No. 22307

SCREW  
OEM: 9096381



## No. 22328

SCREW  
OEM: 3852473



## No. 82250

O-RING  
OEM: 910582



## No. 27860

COVER  
OEM: 313228



## No. 86652

SEAL  
OEM: 308768



## No. 11056

SPRING  
OEM: 308590



## No. 82480

O-RING - COVER  
OEM:313175



## STEERING

## No. 27970

BRACKET  
OEM: 908870



## No. 42140

QUAD RING  
OEM: 909139



## No. 27820

BUSHING  
OEM: 308883



## No. 27820

BUSHING  
OEM: 308883



## No. 31173

GASKET  
OEM: 314390



## No. 80230

O-RING  
OEM: 909140



## No. 27990

RETAINER  
OEM: 908871



## No. 27980

SPACER SHAFT  
OEM: 908890



## No. 27820

BUSHING  
OEM: 308883



## No. 41120

QUAD RING  
OEM: 909048



## No. 27840

RETAINER  
OEM: 911316



## No. 22329

SCREW  
OEM: 305282





WATERCRAFTMANUALS.COM

# Section 7

---

## OMC Stringer Lower Gear Housing Parts 1985 & Older

|  |       |
|--|-------|
| <i>Upper &amp; Lower Gear Housing - Applications</i> .....               | 74    |
| <i>Lower Gear Housing - Complete</i> .....                               | 75    |
| <i>Lower Gear Housing - Empty</i> .....                                  | 76    |
| <i>Lower Gear Housing - Assembly Kit</i> .....                           | 77    |
| <i>Lower Gear Housing - Seal Kits</i> .....                              | 77    |
| <i>Lower Gear Housing - Breakdown (1978-1985)</i> .....                  | 78-79 |
| <i>Lower Gear Sets</i> .....   | 80-83 |
| <i>Lower Gear Housing Components (1978-1985)</i> .....                   | 84    |
| <i>Prop Shaft Parts - 4-Cyl. w/ Mechanical Shift (1978-1985)</i> .....   | 85    |
| <i>Prop Shaft Parts - V6/V8 w/ Mechanical Shift (1978-1985)</i> .....    | 85    |
| <i>Lower Gear Housing - 4-Cyl. w/ Mechanical Shift (1978-1985)</i> ..... | 86    |
| <i>Lower Gear Housing - V6/V8 w/ Mechanical Shift (1978-1985)</i> .....  | 87    |
| <i>Shift Parts</i> .....   | 88    |
| <i>Miscellaneous</i> .....   | 88    |
| <i>Electric Shift Lower</i> .....  | 89    |

# Stringer

## COMPLETE UPPER AND LOWER GEAR HOUSING ASSEMBLY

### APPLICATION CHART 1973-1985

| Model                   | Year      | Upper Complete | Upper Housing | Lower Complete | Lower Housing |
|-------------------------|-----------|----------------|---------------|----------------|---------------|
| 4-Cylinder, All         | 1973-1977 | 27500          | 27000         | -              | -             |
| 4-Cylinder, All         | 1978-1985 | 27500          | 27000         | 28830#         | -             |
| L6, 165 HP, 250 CID     | 1973-1977 | 27300          | 27000         | -              | -             |
| V6 Chevy, 3.8L, 229 CID | 1981-1985 | 27400          | 27000         | 28830          | 28600         |
| V6 Chevy, 4.3L, 262 CID | 1985      | 27300          | 27000         | 28830          | 28600         |
| V8 Chevy, 5.0L, 307 CID | 1973-1977 | 27200          | 27000         | -              | -             |
| V8 Chevy, 5.0L, 305 CID | 1978-1985 | 27200          | 27000         | 28830*         | 28600^        |
| V8 Ford, 5.0L, 302 CID  | 1974-1977 | 27200          | 27000         | -              | -             |
| V8 Chevy, 5.7L, 350 CID | 1978-1985 | 27100          | 27000         | 28830*         | 28600^        |
| V8 Ford, 5.8L, 351 CID  | 1975-1977 | 27100          | 27000         | -              | -             |
| V8 Ford, 5.8L, 351 CID  | 1978-1979 | 27100          | 27000         | 28830*         | 28600^        |

\*The GLM #28830 complete lower gear housing is a direct replacement for the 1981-1985 OMC lower gear housing. The installation of the 1981-1985 ESA (Electronic Shift Assist) components and shift cable are necessary to replace the lower gear housing on the 1978-1980 OMC sterndrives with hydraulic shift.

#The GLM #28830 complete V6/V8 lower gear housing (large diameter) can be used to replace the 1978-1985 four-cylinder lower gear housing (small diameter) if the upper housing gear ratio is changed to 21:20. The installation of the 1981-1985 ESA (Electronic Shift Assist) components and shift cable are necessary to replace the lower gear housing on the 1978-1980 OMC sterndrives with hydraulic shift.

^The GLM #28600 lower housing will not replace the 1978-1980 OMC lower housings with hydraulic shift.

# Stringer

## COMPLETE LOWER GEAR HOUSING ASSEMBLY - V6 & V8 (1978-1985)

**No. 28830**

OEM: 987242

Ratio: 12:22

***Strongest Lower Gear Housing Assembly in the Marine Industry for 1978-1985\* OMC V6 and V8 Sterndrives***

☆ Without Shift Assembly ☆



All GLM replacement lower gear housings for the V6 and V8 OMC Stringer sterndrives have the new heavy duty #22666 gear sets. This new gear set has fewer, larger, stronger teeth. The pinion gear has 12 teeth and the forward and reverse gears have 22 teeth. The original OEM gear set has 14 teeth on the pinion and 26 teeth on the forward and reverse gears. During the gear machining process an additional pass is made over each tooth for a finer surface. This makes the gear operation especially quiet. These durable gears are capable of operating with up to 300 horsepower. All GLM lower gear housings have the large 1-1/4 inch diameter prop shafts with a reverse thrust washer installed between the shaft and reverse gear\*\*.

*\*Many 1978-1980 OMC sterndrives have had the hydraulic shift lower gear housing replaced with the 1981-85 mechanical shift lower gear housing. Sterndrives with the original hydraulic shift lower gear housing do not have an ESA (electronic shift assist) box or overstroke switches on the shift converter. 1978-1980 sterndrives that have been converted to the mechanical shift lower gear housing do/must have the ESA and overstroke switches installed.*

*\*\*For model year 1991 OMC increased the prop shaft diameter at the carrier needle bearing (not the prop splines) from 1-3/16 to 1-1/4 inches. The larger prop shaft/needle bearing is a direct replacement into the 1981-1985 lower gear housing and is installed in all GLM lower gear housings.*

| Year    | Model               | Lower Housing | Lower Complete |
|---------|---------------------|---------------|----------------|
| 1981-85 | V6, 3.8L            | 28600         | 28830          |
| 1985    | V6, 4.3L            | 28600         | 28830          |
| 1981-85 | V8, 5.0L, 200-230HP | 28600         | 28830          |
| 1981-85 | V8, 5.7L, 260HP     | 28600         | 28830          |



# Stringer

## GEAR HOUSING ASSEMBLY (1978-1985)

**No. 28600**

OEM: 438050

### 1978-1985 OMC Empty Gear Housing Ready for Your Components

**Don't scrap a boat because of a damaged or corroded lower gear housing!  
Replace it with a NEW housing from GLM.**



The GLM #28800 will fit on all 1978 -1985 OMC sterndrives with a V6 or V8 engine and mechanical shift\*. It will accept the original internal and external OMC components\*\*.

\* Will not fit the 1978-1980 with hydraulic shift.

\*\* Must use the propellor bearing carrier GLM #11406

#### List of improvements made to the GLM housing:

- **Sand Cast from superior A356T5 Aluminum Alloy**  
(Original is Die Cast from inferior A380T6)
- **Mer cruiser style pressed fit pinion needle bearing**  
(Original is held in place with a screw)
- **Prop Shaft Carrier is retained with bolts and tabs (1991-1993 Cobra style)**  
(1978-1985 carriers are held in place with internal snap rings and 1/4" bolts)
- **Prop Shaft Carrier is prevented from rotating with a key and groove**
- **Water pickup screens are removable with out disassembling the drive.**  
(1978-1985 water screens are removed only from the inside of the gear housing)

# Stringer


## COMPLETE GEAR HOUSING ASSEMBLY KIT

### No. 28870

OEM: N/A  
1.86 Ratio  
All Prop Shaft 1-1/4 in. Dia.

V6 & V8 (1978-1985)  
with mechanical shift

\*Kit comes without  
SHIFT ASSY.



## LOWER GEAR HOUSING SEAL KITS

### No. 87620

OEM: 981797

(1968-1977)  
with electric shift



### No. 87630

OEM: 982946

V6 & V8 (1978-1985)  
with mechanical shift



### No. 87640

OEM: 982947

4-Cyl. (1978-1985)  
with mechanical shift



# Stringer

## LOWER GEAR HOUSING COMPONENTS - WITH MECHANICAL SHIFT (1978-1985)

V6, V8 w/  
Mech. Shift  
Seal Kit

No. 87630

69

4-Cyl. w/  
Mech. Shift  
Seal Kit

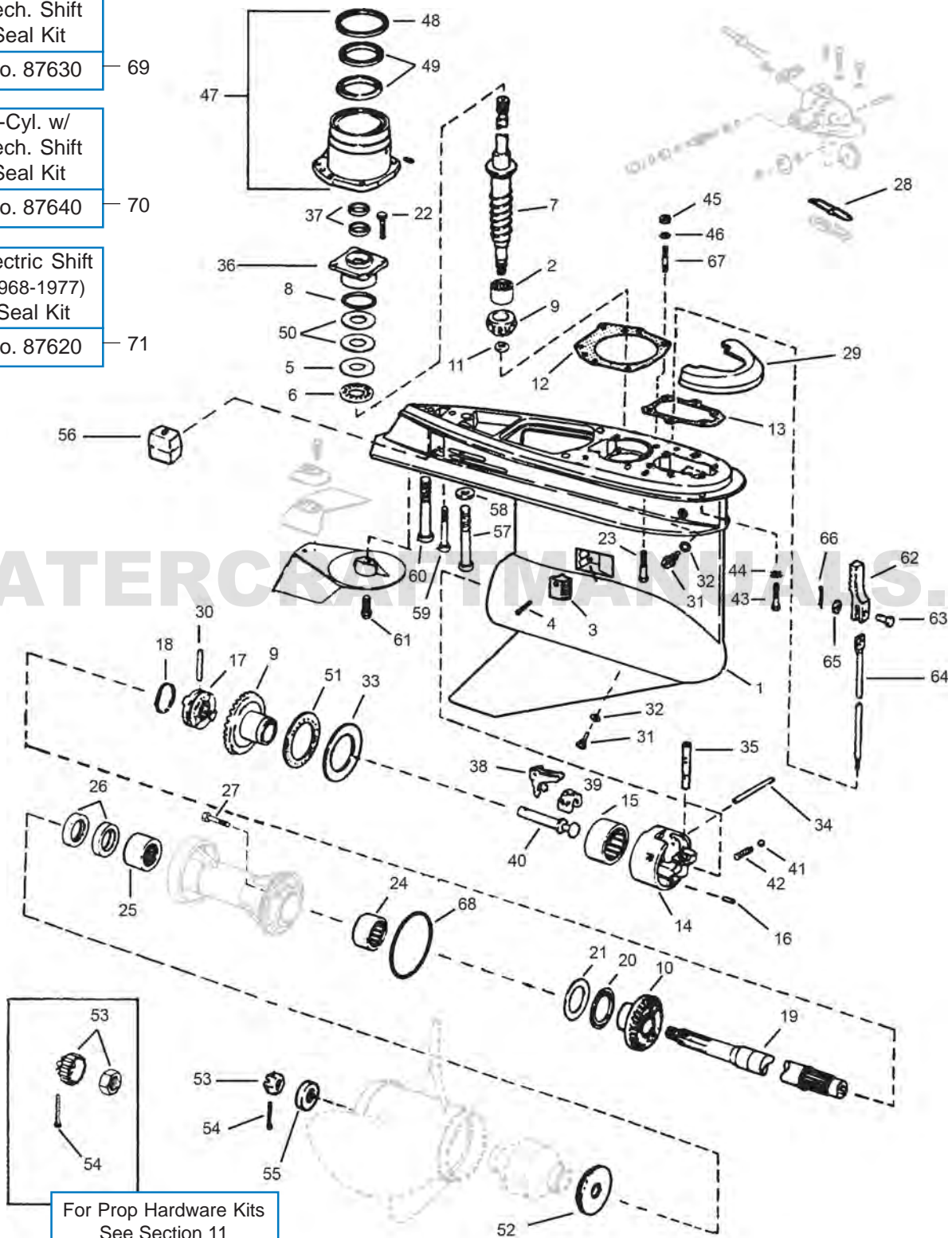
No. 87640

70

Electric Shift  
(1968-1977)  
Seal Kit

No. 87620

71



For Prop Hardware Kits  
See Section 11

# Stringer

## LOWER GEAR HOUSING COMPONENTS - WITH MECHANICAL SHIFT (1978-1985)

| GLM No. | Ref No. | OEM No. | Description                     | GLM No.  | Ref No. | OEM No. | Description                          |
|---------|---------|---------|---------------------------------|--|---------|---------|--------------------------------------|
| 28600   | 1       | 438050  | Gearcase Assembly               | 27740  | 38      | 322938  | Lever                                |
| 21610   | 2       | 387817  | Pinion Bearing                  | 27741*   | 38      | 324037  | Lever 4-Cyl.*                        |
| 22880*  | 2       | 384195  | Pinion Bearing 4-Cyl.*          | 27730  | 39      | 982422  | Cradle                               |
| 21885   | 3       | 337778  | Screen                          | 27710  | 40      | 322941  | Shaft                                |
| 22363   | 4       | 337061  | Screw                           | 22491  | 41      | 160084  | Detent Ball                          |
| 21645   | 5       | 327656  | Thrust Washer                   | 11055  | 42      | 911962  | Spring                               |
| 16330   | 6       | 387656  | Thrust Bearing                  | 22369  | 43      | 912127  | Screw                                |
| 22413   | 7       | 982424  | Drive Shaft                     | 21761  | 44      | 328701  | Lockwasher                           |
| 81380   | 8       | 314728  | O-ring                          | 21180  | 45      | 121731  | Nut                                  |
| 22623*  | 9       | 5004216 | P/Forward Gear Set M*           | 21490  | 46      | 305981  | Washer                               |
| 22621*  | 9       | 435088  | P/Forward Gear Set H*           | 27780+   | 47      | 982439  | Swivel Bearing Retainer V6 & V8 +    |
| 22631*  | 9       | 986979  | P/Forward Gear Set 4-Cyl.*      | 86040  | 48      | 310649  | Oil Seal                             |
| 22624   | 10      | 910994  | Reverse Gear                    | 86050  | 49      | 313353  | Oil Seal                             |
| 22632*  | 10      | 345992  | Reverse Gear 4-Cyl.*            | 23590  | 50      | 323362  | Shim .003                            |
| 22666   | 9+10    | -       | Gear Set (Heavy Duty)           | 23580  | 50      | 323361  | Shim .004                            |
| 11190   | 11      | 314730  | Nut                             | 23510  | 50      | 314745  | Shim .005                            |
| 34720   | 12      | 910236  | Gasket                          | 16340  | 51      | 389042  | Thrust Bearing                       |
| 33730*  | 12      | 910338  | Gasket 4-Cyl.*                  | 16310*   | 51      | 385043  | Thrust Bearing 4-Cyl.*               |
| 33020   | 13      | 324670  | Gasket                          | 22230*   | 52      | 127084  | Thrust Washer 4-Cyl.*                |
| 27700   | 14      | 389455  | Housing & Bearing Assembly      | 22221  | 52      | 126870  | Thrust Washer                        |
| 27702*  | 14      | 391365  | Housing & Bearing Assy. 4-Cyl.* | 22150*   | 53      | 314503  | Nut 4-Cyl.*                          |
| 22910   | 15      | 389039  | Bearing                         | 22185  | 54      | 398042  | Nut & Keeper                         |
| 22870*  | 15      | 382407  | Bearing 4-Cyl.*                 | 22120*   | 54      | 314502  | Cotter Pin 4-Cyl.*                   |
| 21138   | 16      | 331880  | Pin                             | 22142  | 54      | 306394  | Cotter Pin                           |
| 22625   | 17      | 337774  | Clutch Dog                      | 22250*   | 55      | 315810  | Spacer 4-Cyl.*                       |
| 22633*  | 17      | 910578  | Clutch Dog 4-Cyl.*              | 22190  | 55      | 320570  | Spacer                               |
| 11052   | 18      | 324369  | Spring                          | 12776  | 56      | 436745  | Anode                                |
| 22414*  | 19      | 395209  | Prop Shaft M*                   | 22365  | 57      | 914535  | Screw 7/16 x 3-1/2 -14               |
| 22416*  | 19      | 436888  | Prop Shaft (1976-1986) 4-Cyl.*  | 21674  | 58      | 330265  | Washer                               |
| 16300   | 20      | 382408  | Thrust Bearing                  | 22366  | 59      | 328096  | Screw                                |
| 21642   | 21      | 314731  | Thrust Washer                   | 22367  | 60      | 330263  | Screw 3/8 x 3-1/2 -16                |
| 22362   | 22      | 317624  | Screw                           | 22368  | 61      | 313715  | Screw                                |
| 22371   | 23      | 331999  | Screw 3/8 x 1-3/4 -16           | 27870  | 62      | 910311  | Rack                                 |
| 22870   | 24      | 382407  | Bearing                         | 27880  | 63      | 910539  | Pin                                  |
| 11410   | 25      | 387247  | Bearing                         | 27890+   | 64      | 910309  | Shift Rod V6 & V8 +                  |
| 85130   | 26      | 320862  | Oil Seal                        | 21678  | 65      | 306358  | Washer                               |
| 22300   | 27      | 316563  | Screw                           | 22145  | 66      | 306376  | Cotter Pin                           |
| 34690   | 28      | 909604  | Gasket                          | 22473  | 67      | 910551  | Stud                                 |
| 12773   | 29      | 983494  | Anode                           | 82400  | 68      | 305123  | O-ring                               |
| 21135   | 30      | 313448  | Cross Pin                       | 82370*   | 68      | 313446  | O-ring 4-Cyl.*                       |
| 21731   | 31      | 318544  | Draining Screw                  | 87630  | 69      | 982946  | Seal Kit V6 & V8 w/ Mech. Shift      |
| 31171   | 32      | 311598  | Gasket                          | 87640  | 70      | 982947  | Seal Kit 4-Cyl. w/ Mech. Shift       |
| 21646   | 33      | 327669  | Thrust Washer                   | 87620  | 71      | 981797  | Seal Kit w/ Electric Shift (1968-77) |
| 21644*  | 33      | 324766  | Thrust Washer 4-Cyl.*           | <p><i>*The 1978-1985 OMC Sterndrives with four-cylinder engines utilize a small diameter lower gear housing.</i></p> <p><i>+The 1978-1986 OMC sterndrives with V6 or V8 engines use a large diameter lower gear housing.</i></p> <p><i>The lower gear housing parts are interchangeable except where noted with an asterisk or plus sign.</i></p> <p><i>M* - Mechanical Shift</i></p> <p><i>H* - Hydraulic Shift</i></p> |         |         |                                      |
| 21137   | 34      | 328825  | Pin                             |  |         |         |                                      |
| 21135*  | 34      | 320145  | Pin 4-Cyl.*                     |  |         |         |                                      |
| 27721   | 35      | 910310  | Detent                          |  |         |         |                                      |
| 22730   | 36      | 982422  | Bearing Housing & Seal          |  |         |         |                                      |
| 86060   | 37      | 321467  | Oil Seal                        |  |         |         |                                      |
|         |         |         |                                 |  |         |         |                                      |
|         |         |         |                                 |  |         |         |                                      |
|         |         |         |                                 |  |         |         |                                      |
|         |         |         |                                 |  |         |         |                                      |
|         |         |         |                                 |  |         |         |                                      |



# Stringer

## LOWER GEAR HOUSING GEARS - V6 & V8

# HEAVY DUTY

## Gear Set GLM #22666

Includes #21651 thrust washer\*



When all three gears need replacing in your OMC sterndrive the installation of the GLM #22666 heavy-duty gear set is highly recommended. The heavy-duty gears can be used with all V6 and V8 OMC sterndrives from 1978-1985 with mechanical shift (not 1978-1980 with hydraulic shift).

It is recommended that a new clutch GLM # 22625 (this clutch is not included with the gear set) be installed with the heavy-duty gears.

### GLM #22666 heavy-duty gears fit these OMC Sterndrive units:

|            |    |         |
|------------|----|---------|
| 3.8L/229CI | V6 | 1981-85 |
| 4.3L/262CI | V6 | 1985    |
| 5.0L/305CI | V8 | 1981-85 |
| 5.7L/350CI | V8 | 1981-85 |

### IMPORTANT NOTE:

**The new heavy-duty GLM #22666 gears will not interchange with the standard gears. For individual gear replacement, you must use the standard duty GLM #22623 pinion and forward gears or the GLM #22624 reverse gear.**

### ✓ **STRONGER**

OEM gear sets are machined from 8620 forged steel. The GLM gear set is machined from a higher alloy forged steel. The stronger teeth and higher alloy steel results in a gear that is 50% stronger than any other comparable gear set. These durable gears are capable of operating with up to 300 horsepower.

### ✓ **MORE DURABLE**

The new GLM gear set has fewer, larger, and stronger teeth. The pinion gear has 12 teeth and the forward and reverse gears have 22 teeth. The original OEM gear set has 14 teeth on the pinion and 26 teeth on the forward and reverse gears.

### ✓ **QUIETER**

During the gear machining process, an additional pass is made over each tooth for a finer surface. This makes the gear operation especially quiet.

\*For model year 1990 OMC increased the prop shaft diameter at the carrier needle bearing (not the prop splines) from 1-3/16 to 1-1/4 inches. Some older gearcases may be fitted with the new large diameter prop shaft. The large diameter prop shaft utilizes a thrust washer (included with this gear set) between the prop shaft and reverse gear. Discard the thrust washer when using the small diameter prop shaft.





# Stringer

## LOWER GEAR HOUSING GEARS - STANDARD

# STANDARD DUTY

## Replacement Gear Sets

These gearsets are an exact copy of the gears used in the V6 and V8 OMC Sterndrives from 1978-1985 with mechanical shift\* (not 1978-1980 with hydraulic shift).

*\*Many 1978-1980 OMC hydraulic shift lower gearcases have been replaced with the 1981-85 mechanical shift lower gearcase. 1978-1980 hydraulic shift gear sets are still available, GLM #22620.*



|   |                   |              |
|---|-------------------|--------------|
| <b>COMPLETE GEAR SET</b><br>- Forward/Pinion/Reverse<br>- 14/26 teeth<br>- Comes with the GLM #22625 clutch               | <b>GLM #22622</b> | OEM N/A      |
| <b>FORWARD &amp; PINION SET</b><br>- May be used with OMC reverse gear<br>- 14/26 teeth                                   | <b>GLM #22623</b> | OEM #5004216 |
| <b>REVERSE GEAR</b><br>- May be used with OMC forward and pinion gears<br>- 26 teeth<br>- Includes thrust washer #21651** | <b>GLM #22624</b> | OEM #910994  |
| <b>CLUTCH</b>   | <b>GLM #22625</b> | OEM #337774  |

**\*\*For model year 1990 OMC increased the prop shaft diameter at the carrier needle bearing (not the prop splines) from 1-3/16 to 1-1/4 inches. Some older gearcases may be fitted with the new large diameter prop shaft. The large diameter prop shaft utilizes a thrust washer (included with this gear set) between the prop shaft and reverse gear. Discard the thrust washer when using the small diameter prop shaft.**

**It is recommended that the above standard duty replacement gears be used only with V6 powered sterndrives listed below:**

|            |    |       |         |
|------------|----|-------|---------|
| 3.8L/229CI | V6 | Chev. | 1981-85 |
| 4.3L/262CI | V6 | Chev. | 1985    |

**GLM recommends the heavy-duty gearset #22666 for all V8 powered sterndrives.**

# Stringer

## LOWER GEAR HOUSING GEARS - 4 CYLINDER

# 4-CYLINDER GEARS

These gearsets are an exact copy of the gears used in the 4-Cylinder OMC Sterndrives from 1978-1985 with mechanical shift (not 1978-1980 with hydraulic shift).



#22631  
Forward & Pinion Set


#22632  
Reverse Gear

#22633  
Clutch Dog

|   |                   |             |
|---|-------------------|-------------|
| <b>COMPLETE GEAR SET</b><br>- Forward/Pinion/Reverse<br>- 13/26 teeth<br>- Comes with the GLM #22633 clutch | <b>GLM #22630</b> | OEM N/A     |
| <b>FORWARD &amp; PINION SET</b><br>- May be used with OMC reverse gear<br>- 13/26 teeth                     | <b>GLM #22631</b> | OEM #986979 |
| <b>REVERSE GEAR</b><br>- May be used with OMC forward and pinion gears<br>- 26 teeth                        | <b>GLM #22632</b> | OEM #345992 |
| <b>CLUTCH</b>   | <b>GLM #22633</b> | OEM #910578 |

# Stringer

## LOWER GEAR HOUSING GEARS - V6 MECHANICAL / HYDRAULIC SHIFT



|   |                   |                                |
|---|-------------------|--------------------------------|
| <b>COMPLETE GEAR SET</b><br>- Forward/Pinion/Reverse<br>- 14/26 teeth<br>- Comes with the GLM #22625 clutch | <b>GLM #22620</b> | OEM N/A                        |
| <b>FORWARD &amp; PINION SET</b><br>- 14/26 teeth  | <b>GLM #22621</b> | OEM #5004941                   |
| <b>REVERSE GEAR &amp; CLUTCH</b><br>- 26 teeth  | <b>GLM #22652</b> | OEM #437297                    |
| <b>CLUTCH</b>   | <b>GLM #22625</b> | OEM #337774,<br>914716, 915272 |

## LOWER GEAR HOUSING GEARS APPLICATION GUIDE

| Model                               | Year      | Lower Drive Shaft | Prop Shaft | Pinion/Fwd Gear Set | Reverse Gear | Clutch Dog | Complete Set w/ Clutch Dog |
|-------------------------------------|-----------|-------------------|------------|---------------------|--------------|------------|----------------------------|
| <b>HYDRAULIC SHIFT (1978-1980)</b>  |           |                   |            |                     |              |            |                            |
| 120/140                             | 1978-1980 | -                 | -          | -                   | -            | 22633      | -                          |
| 185/225                             | 1978-1980 | 22413             | -          | 22621               | 22624        | 22625      | 22620                      |
| 240/250 Ford                        | 1978-1979 | 22413             | -          | 22621               | 22624        | 22625      | 22620                      |
| 200/230/260                         | 1978-1980 | 22413             | -          | 22621               | 22624        | 22625      | 22620                      |
| <b>MECHANICAL SHIFT (1981-1985)</b> |           |                   |            |                     |              |            |                            |
| 120/2.5                             | 1981-1985 | -                 | 22416      | 22631               | 22632        | 22633      | 22630                      |
| 140/3.0                             | 1981-1985 | -                 | 22416      | 22631               | 22632        | 22633      | 22630                      |
| 3.8                                 | 1981-1985 | 22413             | 22414      | 22666*              |              | 22625      | -                          |
| 3.8                                 | 1981-1985 | 22413             | 22414      | 22623               | 22624        | 22625      | 22622                      |
| 4.3                                 | 1985      | 22413             | 22414      | 22666*              |              | 22625      | -                          |
| 4.3                                 | 1985      | 22413             | 22414      | 22623               | 22624        | 22625      | 22622                      |
| 200/230/260                         | 1981      | 22413             | 22414      | 22666*              |              | 22625      | -                          |
| 5.0/5.7                             | 1982-1985 | 22413             | 22414      | 22666*              |              | 22625      | -                          |

### \* Heavy Duty Gear Set

For the 1978 model year the OMC stringer sterndrive was redesigned, the old electric shift lower gear housing was replaced with this new hydraulic shift assist, large diameter, V6 gear housing. The hydraulic shift assist lower gear housing did not prove to be reliable and was replaced with a mechanical shift lower gear housing on the 1979 and newer V6 outboards and the 1981 and newer OMC sterndrives. OMC made available to owners of 1978-1980 sterndrives a mechanical shift lower gear housing conversion kit for a very low price. This kit consisted of a complete lower gear housing, an ESA (electronic shift assist) box, ESA activation switch and two shift overstroke switches.

**It is the customer's responsibility to determine if a 1978-1980 OMC sterndrive has the original hydraulic shift assist lower gear housing or has been converted to the mechanical shift lower gear housing.**

# Stringer

## LOWER GEAR HOUSING COMPONENTS (1978-1985)

### No. 86040

OIL SEAL - SWIVEL BEARING  
RETAINER  
OEM: 310649



### No. 86050

OIL SEAL - SWIVEL BEARING  
RETAINER  
OEM: 313353



### No. 27780

SWIVEL BEARING RETAINER - V6 & V8  
OEM: 982439



### No. 34720

GASKET - V6 & V8  
OEM: 910236



### No. 33730

GASKET - 4 CYL  
OEM: 910338



### No. 86060

OIL SEAL (2)  
OEM: 321467



### No. 22362

SCREW  
OEM: 317624



### No. 22730

BEARING HOUSING & SEAL  
OEM: 982422



### No. 81380

O-RING  
OEM: 314728



### No. 23590

SHIM 0.003"  
OEM: 323362

### No. 23580

SHIM 0.004"  
OEM: 323361



### No. 23510

SHIM 0.005"  
OEM: 314745

### No. 21645

THRUST WASHER  
OEM: 327656



### No. 16330

THRUST BEARING  
OEM: 387656



### No. 22413

DRIVE SHAFT - V6 & V8  
OEM: 982424



### No. 21610

PINION BEARING - V6 & V8  
OEM: 387817

### No. 22860

PINION BEARING - 4 CYL  
OEM: 379504



### No. 11190

NUT  
OEM: 314730



WATERCRAFTMANUALS.COM

# Stringer

## PROP SHAFT PARTS - 4-CYL W/MECHANICAL SHIFT (1978-1985)

### No. 86030

OIL SEAL - PROP SHAFT (2)  
OEM: 330137



### No. 22860

BEARING - PROP SHAFT  
OEM: 379504



### No. 22416

PROP SHAFT  
OEM: 436888



### No. 22870

REVERSE GEAR -  
BEARING CARRIER  
OEM: 382407



### No. 21642

THRUST WASHER -  
REVERSE GEAR  
OEM: 314731



### No. 16300

THRUST BEARING -  
REVERSE GEAR  
OEM: 382408



### No. 82370

O-RING - CARRIER  
OEM: 313446



## PROP SHAFT PARTS - V6 & V8 W/MECHANICAL SHIFT (1978-1985)

### No. 85130

OIL SEAL - PROP SHAFT (2)  
OEM: 320862



### No. 11410

BEARING - PROP SHAFT  
OEM: 387247



### No. 22414

PROP SHAFT  
OEM: 395209



### No. 22870

REVERSE GEAR -  
BEARING CARRIER  
OEM: 382407



### No. 21642

THRUST WASHER -  
REVERSE GEAR  
OEM: 314731



### No. 16300

THRUST BEARING -  
REVERSE GEAR  
OEM: 382408



### No. 82400

O-RING - CARRIER  
OEM: 305123





# Stringer

## LOWER GEAR HOUSING - 4-CYL. W/MECHANICAL SHIFT (1978-1985)

**No. 11052**  
SPRING  
OEM: 324369



**No. 21135**  
CROSS PIN  
OEM: 313448



**No. 22633**  
CLUTCH DOG  
OEM: 910578



**No. 16310**  
THRUST BEARING -  
FORWARD GEAR  
OEM: 385043



**No. 21644**  
THRUST WASHER -  
FORWARD GEAR  
OEM: 324766



**No. 21135**  
PIN  
OEM: 313448



**No. 27741**  
LEVER  
OEM: 324037



**NEW**

**No. 27721**  
DETENT  
OEM: 910310



**No. 27710**  
SHAFT  
OEM: 322941



**No. 27730**  
CRADLE  
OEM: 982422



**No. 28483**  
SHAFT & BEARING HSG KIT  
OEM: N/A



**NEW**

**No. 22870**  
BEARING  
OEM: 382407



**No. 27702**  
HOUSING &  
BEARING ASSY  
OEM: 391365

**NEW**





# Stringer

## LOWER GEAR HOUSING - V6 & V8 W/MECHANICAL SHIFT (1978-1985)

**No. 11052**

SPRING  
OEM: 324369



**No. 21135**

CROSS PIN  
OEM: 313448



**No. 22625**

CLUTCH DOG  
OEM: 337774



**No. 16340**

THRUST BEARING -  
FORWARD GEAR  
OEM: 389042



**No. 21646**

THRUST WASHER -  
FORWARD GEAR  
OEM: 327669



**No. 21137**

PIN  
OEM: 328825



**No. 27740**

LEVER  
OEM: 322938



**No. 27721**

DETENT  
OEM: 910310



**No. 27710**

SHAFT  
OEM: 322941



**No. 27730**

CRADLE  
OEM: 982422



**No. 28480**

SHAFT & BEARING HSG KIT  
OEM: N/A



**No. 22910**

BEARING  
OEM: 389039



**No. 27700**

HOUSING &  
BEARING ASSY  
OEM: 389455



# Stringer

## SHIFT PARTS

**No. 34690**

GASKET  
OEM: 909604



Shift Housing Cover

**No. 33960**

GASKET  
OEM: 911878



Shift Housing

**No. 27870**

RACK  
OEM: 910311



**No. 27880**

PIN  
OEM: 910539



**No. 22145**

COTTER PIN  
OEM: 306376



**No. 27890**

SHIFT ROD - V6 & V8  
OEM: 910309



## MISCELLANEOUS

**No. 23112**

TRIM TAB V6 & V8  
OEM: 912392



**No. 21731**

SCREW SET  
OEM: 318544



**No. 22368**

SCREW  
OEM: 313715



**No. 31171**

GASKET  
OEM: 311598



# Stringer

## ELECTRIC SHIFT LOWER

### No. 22310

PINION NUT  
OEM: 907866



### No. 86040

OIL SEAL - SWIVEL BEARING RETAINER  
OEM: 310649



### No. 86050

OIL SEAL - SWIVEL BEARING RETAINER (2)  
OEM: 313353



### No. 27782

SWIVEL BEARING RETAINER  
OEM: 980014



### No. 33010

GASKET  
OEM: 313368



## WATER TUBE GROMMETS

### No. 86320

OEM: 310597



4-Cyl.  
Lower Grommet

### No. 86330

OEM: 908594



All  
Upper Grommet

### No. 86340

OEM: 909019



6 & 8-Cyl.  
Lower Grommet

### No. 85110

OIL SEAL - PROP SHAFT (2)  
OEM: 310599



### No. 27931

SHIFT CABLE ASSEMBLY  
OEM: 379628



Electric Shift



WATERCRAFTMANUALS.COM

# Section 8

---

## OMC Stringer Intermediate Housing Parts 1985 & Older

|   |       |
|---|-------|
| <i>Intermediate Housing - Breakdown</i> ..... | 92-93 |
| <i>Intermediate Housing - Seal Kit</i> .....  | 94    |
| <i>Tilt Housing - Seal Kit</i> .....          | 94    |
| <i>Drive Installation Kits</i> .....          | 94    |
| <i>Tilt Shaft</i> .....                       | 95    |
| <i>Ball Gears, Bearings, Seals</i> .....      | 95    |
| <i>Transom Boot/Seal</i> .....                | 96    |

# Stringer

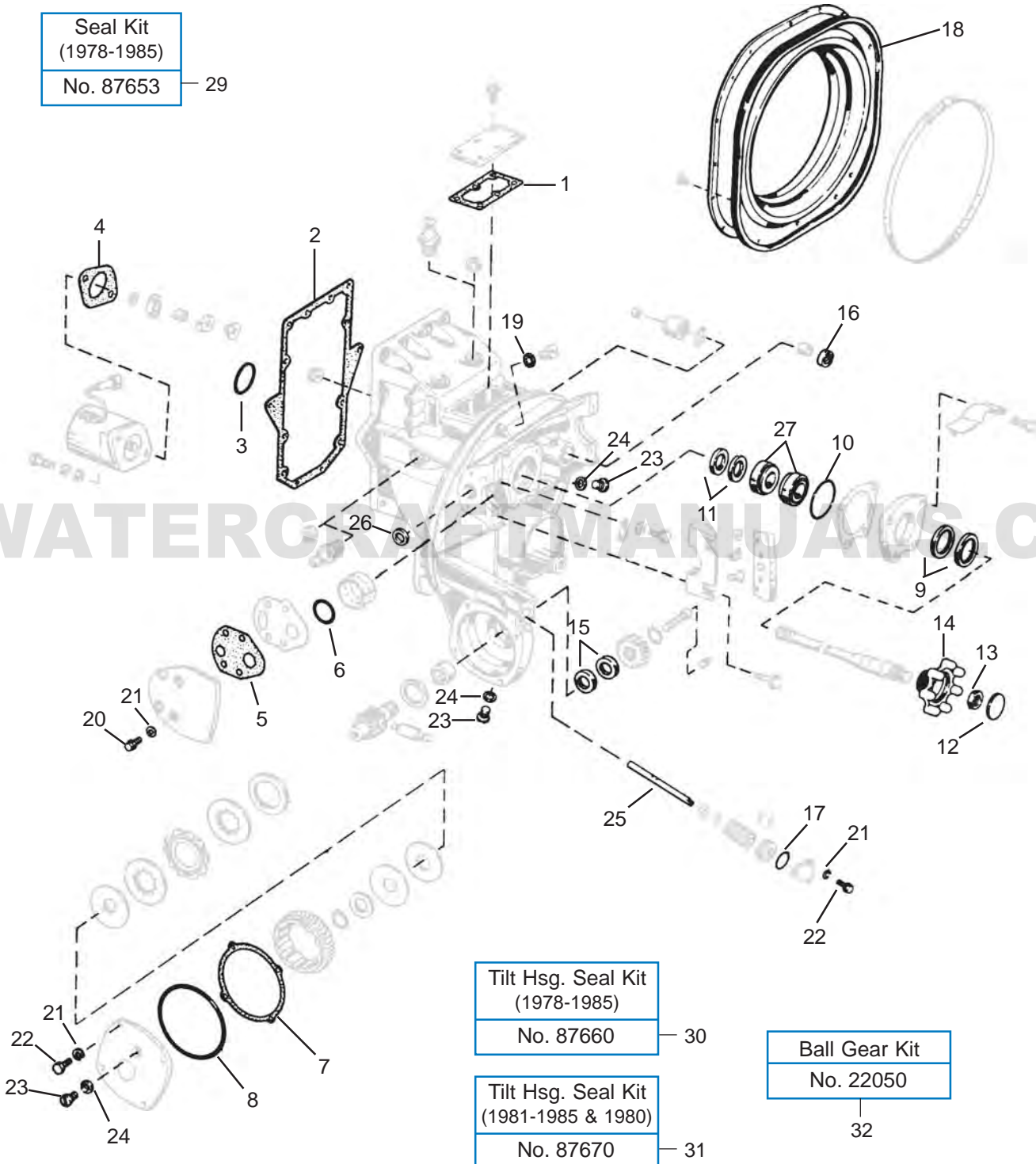
## INTERMEDIATE HOUSING

Seal Kit  
(1973-1977)

No. 87652 — 28

Seal Kit  
(1978-1985)

No. 87653 — 29







# Stringer

## INTERMEDIATE GEAR HOUSING SEAL KITS

### No. 87652

OEM: 981801



For All Models (1973-1977)

### No. 87653

OEM: 982948



For All Models (1978-1985)

## TILT HOUSING SEAL KITS

### No. 87660

OEM: N/A

STRINGER MOUNT  
Before 1980

Kit contains:

| GLM   | OEM    | Item   | Qty. |
|-------|--------|--------|------|
| 82140 | 302540 | O-Ring | 1    |
| 33060 | 308799 | Gasket | 1    |
| 31171 | 311598 | Washer | 2    |
| 81550 | 908194 | O-Ring | 1    |
| 86070 | 911019 | Seal   | 1    |



### No. 87670

OEM: N/A

STRINGER MOUNT  
1981-1985 & 1980  
K & U Suffix Model

Kit contains:

| GLM   | OEM    | Item   | Qty. |
|-------|--------|--------|------|
| 82140 | 302540 | O-Ring | 1    |
| 81550 | 908194 | O-Ring | 1    |
| 33060 | 308799 | Gasket | 1    |
| 31171 | 311598 | Gasket | 2    |
| 86060 | 321467 | Seal   | 2    |



## DRIVE INSTALLATION KITS

### No. 34820

OEM: N/A

STRINGER MOUNT  
Electric Shift  
Stringer  
(1971-1977)

Kit contains:

| GLM   | OEM    | Item   | Qty. |
|-------|--------|--------|------|
| 33480 | 316499 | Gasket | 2    |
| 81270 | 308626 | O-Ring | 2    |
| 34750 | 313244 | Gasket | 2    |



### No. 34810

OEM: N/A

STRINGER MOUNT  
Mechanical Shift  
Stringer  
(1978-1985)

Kit contains:

| GLM   | OEM    | Item   | Qty. |
|-------|--------|--------|------|
| 33470 | 909529 | Gasket | 2    |
| 81270 | 308626 | O-Ring | 2    |
| 34750 | 313244 | Gasket | 2    |



# Stringer

## INTERMEDIATE HOUSING

### No. 34230

GASKET - TILT MOTOR  
OEM: 311508

(1967-1976)



### No. 22040

TILT WORM SHAFT  
OEM: 980183



### No. 82140

O-RING - TILT SHAFT COVER  
OEM: 302540



### No. 33950

GASKET - TILT MOTOR  
OEM: 909902

(1980-1985)



### No. 21492

LOCKWASHER  
OEM: 302290



### No. 22327

SCREW - TILT SHAFT COVER  
OEM: 909386



### No. 33060

GASKET - TILT  
CLUTCH COVER  
OEM: 308799



### No. 81550

O-RING - TILT  
CLUTCH COVER  
OEM: 908194



### No. 86070

OIL SEAL - TILT  
CLUTCH SHAFT  
OEM: 911019

(1971-  
1979)



### No. 86060

OIL SEAL - TILT  
CLUTCH SHAFT (2)  
OEM: 321467

(1980-  
1985)



## INTERMEDIATE HOUSING - DRIVE SHAFT ASSEMBLY

### No. 85010

OIL SEAL -  
SHAFT INNER  
OEM: 313992



### No. 21512

BEARING - SHAFT  
OEM: 3854250



### No. 86010

OIL SEAL -  
SHAFT OUTER  
OEM: 981195



### No. 22010

BALL GEAR -  
INTERMEDIATE HSG.  
OEM: 908063



### No. 22030

BALL GEAR  
COVER  
OEM: 908062



### No. 81440

O-RING - BEARING RETAINER  
OEM: 908383



### No. 22330

BALL GEAR NUT  
OEM: 908064



### No. 22050

BALL GEAR KIT  
OEM: N/A

#### Kit contains:

| GLM   | OEM    | ITEM      |
|-------|--------|-----------|
| 82350 | 308621 | O-ring    |
| 22030 | 908062 | Cover (2) |
| 22010 | 908063 | Ball Gear |
| 22330 | 908064 | Nut (2)   |
| 22020 | 908069 | Ball Gear |
| 81440 | 908383 | O-ring    |
| 86010 | 981195 | Seal (2)  |
| 86080 | 981196 | Seal (2)  |



# Stringer

## INTERMEDIATE HOUSING PARTS

### No. 33470

GASKET -  
SIDE COVER  
OEM: 909529

(1978-1985)



### No. 33480

GASKET -  
SIDE COVER  
OEM: 316499

(1971-1977)



### No. 34750

CORK SEAL -  
SIDE COVER  
OEM: 313244



### No. 81270

O-RING -  
SIDE COVER  
OEM: 308626



### No. 21492

SIDE COVER SCREW  
LOCKWASHER  
OEM: 302290



### No. 22325

SCREW -  
SIDE COVER  
OEM: 909533

### No. 34760

OIL RESERVOIR GASKET  
OEM: 313246



### No. 33900

ENGINE BELL HOUSING GASKET  
OEM: 909515



### No. 86590

STEERING SHAFT SEAL  
OEM: 908855



### No. 21731

SCREW SET - FILL PLUG  
OEM: 318544



### No. 33050

RUBBER GASKET - LARGE DRAIN PLUG  
OEM: 315189



### No. 82260

O-RING - INTERMEDIATE HOUSING  
BELL HOUSING  
OEM: 315189



### No. 31171

GASKET  
OEM: 311598



## TRANSOM SEALS

### No. 86700

OEM: 313080

Electric Shift  
Stringer  
(1967-1977)



Has 16 Screw Holes

### No. 86710

OEM: 909527

Mechanical Shift  
Stringer  
(1978-1986)



Has 22 Screw Holes

# Section 9

---

## **OMC Cobra & Stringer Prop Hardware, Anodes, Tools**

|   |         |
|---|---------|
| <i>Prop Hardware (Cobra SX, Cobra &amp; Stringer)</i> ..... | 98-99   |
| <i>Anodes</i> .....   | 100     |
| <i>Prop Wrench Kits &amp; Prop Wrenches</i> .....           | 101     |
| <i>Marine Service Tools</i> .....                           | 101-102 |



# Cobra & Stringer

## PROP HARDWARE - 4-CYL (1978-1989) & 2.3L (1990)

**No. 22120**  
COTTER PIN  
OEM: 314502



**No. 22150**  
PROP NUT  
OEM: 314503



**No. 22250**  
13 SPLINE WASHER  
OEM: 315810



**No. 22230**  
THRUST WASHER  
OEM: 127084



**No. 22340**  
KIT WITHOUT THRUST WASHER  
OEM: 175267



**No. 22235**  
KIT WITH THRUST WASHER  
OEM: 5005034



## PROP HARDWARE - 4-CYL 3.0L (1990) & V6 / V8 (1978-1990)

**No. 22142**  
COTTER PIN  
OEM: 3852056



**No. 22185**  
PROP NUT, KEEPER & PIN  
OEM: 398042



Comes with pin No. 22142

**No. 22190**  
15 SPLINE WASHER  
OEM: 320570



**No. 22220**  
THRUST WASHER  
OEM: 333592



**No. 22185**  
PROP NUT, KEEPER & PIN  
OEM: 398042



**No. 22200**  
KIT WITHOUT THRUST WASHER  
OEM: 175266



**No. 22225**  
KIT WITH THRUST WASHER  
OEM: 434153



# Cobra & Stringer

## PROP HARDWARE - ALL (1991-1993)

### No. 22142

COTTER PIN  
OEM: 3852056



### No. 22185

PROP NUT, KEEPER & PIN  
OEM: 398042

Comes with pin No. 22142




### No. 22190

15 SPLINE WASHER  
OEM: 320570



### No. 22221

THRUST WASHER  
OEM: 3852020



### No. 22185

PROP NUT, KEEPER & PIN  
OEM: 398042



### No. 22200

KIT WITHOUT THRUST WASHER  
OEM: 175266



### No. 22186


PROP WASHER KIT  
OEM: N/A  
(No. 22200 + 22221)



## PROP HARDWARE - ALL (1994-1998)

### No. 22142

COTTER PIN  
OEM: 3852056



### No. 22185

PROP NUT, KEEPER & PIN  
OEM: 398042

Comes with pin No. 22142



### No. 22252

19 SPLINE WASHER  
OEM: 3852350



### No. 22221

THRUST WASHER  
OEM: 3852020



### No. 22185

PROP NUT, KEEPER & PIN  
OEM: 398042



### No. 22188

KIT WITHOUT THRUST WASHER  
OEM: N/A  
(No. 22252 + 22185)



### No. 22189

PROP WASHER KIT  
OEM: N/A  
(No. 22188 + 22221)



# Cobra & Stringer

## ANODES

### No. 12892

GEARCASE ANODE KIT  
OEM:N/A



Stringer (1978-1985)

### No. 12893

GEARCASE ANODE KIT  
OEM: N/A



Cobra (1986-1993)

### No. 12773

LOWER GEAR HOUSING  
ANODE  
OEM: 983494



Stringer (1984 & 1985)  
Cobra (1986)

### No. 12776

LOWER GEAR HOUSING  
ANODE  
OEM: 436745



Stringer (1982-1985)  
Cobra, except 460 (1986-1993)

### No. 12737

PROP SHAFT CARRIER  
ANODE  
OEM: 431708



Cobra (1986-1993)

### No. 12774


LOWER GEAR HOUSING  
ANODE  
OEM: 3853818



Cobra (1987-1994)

### No. 12683

LOWER GEAR HOUSING  
ANODE  
OEM: 397768



460 Cobra (1987-1989)

### No. 12772

TRANSOM ASSEMBLY  
ANODE  
OEM: 982438



Stringer (1975-1985)

### No. 12775

TRANSOM ASSEMBLY  
ANODE  
OEM: 984547



Cobra (1986-1989)

### No. 12698

TRANSOM ASSEMBLY  
ANODE  
OEM: 3853930



Cobra (1990-1993)

### No. 12699

TRANSOM ASSEMBLY  
ANODE  
OEM: 3854130



Cobra (1994-1998)

### No. 12682

UPPER GEAR HOUSING  
ANODE  
OEM: 3854061



King Cobra (1990-1995)

### No. 12681

PROP SHAFT CARRIER  
ANODE  
OEM: 3852970



Cobra (1994-1998)  
King Cobra (1990-1995)

# Cobra & Stringer

## PROP WRENCHES

### No. 90061

PROP WRENCH  
OEM: 91-859046M4

1-1/16"

Color Coded:  
**Blue**



With Built-In  
Tab Bender



### No. 90062

PROP WRENCH  
OEM: 91-859046M3

15/16"

Color Coded:  
**Red**



### No. 90063

PROP WRENCH  
OEM: 91-859046M2

13/16"

Color Coded:  
**Yellow**



### No. 90064

PROP WRENCH  
OEM: 91-859046M1

9/16"

Color Coded:  
**Purple**



## MARINE SERVICE TOOLS

### No. 90150

UNIVERSAL PULLER PLATE  
OEM: 91-37241



Pulls gears & bearings.

### No. 90095

PROP & BEARING CARRIER PULLER  
OEM: N/A



TOES IN  
For prop & old  
style bearing  
carrier.



TOES OUT  
For new style  
bearing carrier.



Capacity:  
5 Tons (min)

For All Style Bearing Carrier and Most Prop.



# Cobra & Stringer

## MARINE SERVICE TOOLS

### No. 90520

SHIFT CABLE ADJUSTMENT TOOL KIT  
OEM: 914017 + 915271



Kit contains:

| GLM   | OEM    | Item                      | Qty. |
|-------|--------|---------------------------|------|
| 90500 | 914017 | Bellcrank Alignment Plate | 1    |
| 90510 | 915271 | Shift Cable Tool          | 1    |



### No. 90500

BELLCRANK ALIGNMENT PLATE  
OEM: 914017



### No. 90530

HEIGHT GAUGE FOR SHIFT ROD  
OEM: 912277



OMC Cobra

### No. 90510

SHIFT CABLE TOOL  
OEM: 915271



### No. 90340

PINION NUT ADAPTOR KIT  
OEM: N/A

GLM design to hold 5/8" pinion nut when removing pinion gear and drive shaft on OMC sterndrive and O/B comes with No. 90350



### No. 90460

SPANNER WRENCH  
OEM: 912272



### No. 90350

DRIVE SHAFT ADAPTER  
OEM: 314438



### No. 90330

DRIVESHAFT SHIMING TOOL  
OEM: N/A

GLM design one piece vertical shimming tool for most OMC sterndrive and V6 outboard



### No. 90050

ENGINE ALIGNMENT TOOL  
OEM: 912273



Aligns engine and drive unit during installation

### No. 90480

DRIVE SHAFT ADAPTER  
OEM: 311875



Tightens & loosens pinion nut on OMC Stringer



# Section 10

---

## OMC & Volvo Penta Cooling System

|  |         |
|--|---------|
| <i>Sea Water Pumps - Cobra SX (1994 &amp; Up)</i> .....    | 104     |
| <i>Sea Water Pumps - Cobra (1986-1993)</i> .....           | 104     |
| <i>Sea Water Pumps - Stringer (1985 &amp; Below)</i> ..... | 105     |
| <i>Sea Water Pumps - AQ</i> .....                          | 106     |
| <i>Sea Water Pump Drives</i> .....                         | 106     |
| <i>Recirculating Water Pumps</i> .....                     | 107     |
| <i>Recirculating Water Pump Gaskets</i> .....              | 107     |
| <i>Thermostats &amp; Thermostat Kits</i> .....             | 108-109 |
| <i>Thermostat Gaskets &amp; Housings</i> .....             | 110     |

# OMC & Volvo Penta

## SEA WATER PUMP - COBRA SX (1994 & Up)


### No. 89540

OEM: 875811  
3862281,  
3862567



### No. 89310

OEM: 21213664



### No. 89610

OEM: 835512, 3854286



## SEA WATER PUMP - COBRA (1986-1993)

### No. 12092

COMPLETE WATER PUMP KIT  
OEM: N/A



### No. 12091

WATER PUMP SERVICE KIT  
OEM: 984461



### Sea Water Pump Kit Components

### No. 22385

SCREW  
OEM: 912238



### No. 12405

PUMP HOUSING  
OEM: 984744



### No. 86630

SEAL  
OEM: 911704



### No. 12391

WATER PUMP  
LINER  
OEM: 911844



### No. 89950

IMPELLER  
OEM: 777128



### No. 12760

WEAR PLATE  
OEM: 911703



### No. 34770

GASKET  
OEM: 911702



### No. 47010

VENT HOSE WATER PUMP ADAPTER  
OEM: 912614

### No. 27900

WATER PUMP ADAPTER  
OEM: 911699



### No. 86610

OIL SEAL  
OEM: 916058



### No. 81280

O-RING  
OEM: 909316



### No. 82430

O-RING  
OEM: 911700



### No. 34771

GASKET  
OEM: 911698



# OMC & Volvo Penta

## SEA WATER PUMP - STRINGER (1985 & Below)

### No. 12190

COMPLETE WATER  
PUMPKIT  
OEM: 983218



**Kit Contains:**

| GLM   | OEM    | ITEM         |
|-------|--------|--------------|
| 82100 | 310584 | O-Ring       |
| 81160 | 310585 | O-Ring       |
| 12590 | 313178 | Pump Plate   |
| 80220 | 314491 | O-Ring       |
| 89760 | 379475 | Impeller     |
| 86100 | 907774 | Seal         |
| 82520 | 910238 | O-Ring       |
| 12390 | 983298 | Pump Housing |

100-260 Sterndrives  
(1962-1985)

### Sea Water Pump Kit Components

#### No. 86100

DRIVE SHAFT SEAL  
OEM: 907774



#### No. 12390

WATER PUMP HOUSING  
OEM: 983298



#### No. 82520

WATER PUMP O-RING  
OEM: 308928



#### No. 89760

IMPELLER  
OEM: 777130




#### No. 12590

WATER PUMP PLATE  
OEM: 313176



### No. 12191

IMPELLER REPAIR KIT  
OEM: N/A



**Kit Contains:**

| GLM   | OEM    | ITEM       |
|-------|--------|------------|
| 82100 | 310584 | O-Ring     |
| 81160 | 310585 | O-Ring     |
| 12590 | 313178 | Pump Plate |
| 80220 | 314491 | O-Ring     |
| 89760 | 379475 | Impeller   |
| 86100 | 907774 | Seal       |
| 82520 | 910238 | O-Ring     |

100-260 Sterndrives  
(1962-1985)

#### No. 22410

OEM: 909753  
Low Profile Shaft  
(1973-1985)



#### No. 22411

OEM: 908087  
High Profile Shaft  
(1973-1977)



#### No. 89595

KEY  
OEM: 308928



#### No. 80220

O-RING  
OEM: 314491




# OMC & Volvo Penta

## SEA WATER PUMP - VOLVO AQ

### Gasoline Engines

**No. 15120**

OEM: 857451



Volvo AQ



**No. 89623**

OEM: 21951348



Volvo AQ (For No. 15120)



**No. 89310**

OEM: 21213664



**No. 89520**

OEM: 875808

Jabsco  
673-0001  
Johnson  
09-1026B



**No. 89530**

OEM: 875575

Jabsco  
4568-0001  
Johnson  
09-801B



**No. 89540**

OEM: 875811,  
3862281,3862567  
Jabsco 1210-0001  
Johnson 09-1027B



**No. 89620**

OEM: N/A  
Includes:  
No. 89610



**No. 89610**

OEM: 835512, 3854286



**No. 89621**

OEM: N/A  
Includes:  
No. 89611



**No. 89611**

OEM: 835874



### Diesel Engines

**No. 89510**

OEM: 875807  
Jabsco 863-0001  
Johnson 09-806B



**No. 89513**

OEM: 875583



**No. 89550**

OEM: 875593  
Jabsco 920-0001  
Johnson 09-1028B



**No. 89560**

OEM: 875660  
Jabsco 836-0001  
Johnson 09-1029B



### Sea Water Pump Drives

**No. 12850**

OEM: 831009, 806256



AQ120, 120B, 125, 130, 131, 140A, 145,  
151, 165, 170, 171, 230A, 250A, 251A  
MD3B, 17C, D; MD 21A, MD 21B

**No. 12851**

OEM: 829433



MD 30A, MD 40A

**No. 12852**

OEM: 858467



MD 31, MD 41





# OMC & Volvo Penta

## RECIRCULATING WATER PUMPS

### New GLM Water Pump Features:

- Machined brass impeller, bi-directional and balanced
- Stainless steel seal cup and spring
- Stainless banded ceramic seal seat
- Stainless steel backing plate
- Epoxy painted pump housing

#### No. 15100

OEM: 986779, 3854017

Chevrolet L4 & L-6 Cyl.  
Inline Marine Engines

153 CID-2.5L  
181 CID-3.0L  
250 CID-4.0L



#### No. 15201

OEM: 3853850

**NEW STYLE**

Chevrolet V6 & V8  
Small Block Marine Engine

229 CID-3.8L  
262 CID-4.3L  
305 CID-5.0L  
350 CID-5.7L



Fits Both Metal & Composite  
Timing Chain Cover

#### No. 15301

OEM: 3855991

**NEW STYLE**

Chevrolet V8  
Big Block Marine Engine

454 CID-7.4L  
502 CID-8.2L

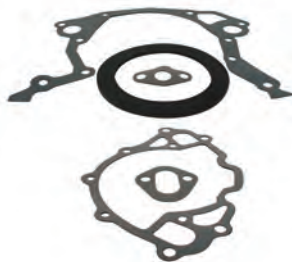


Fits Both Tin & Aluminum  
Timing Chain Cover

## RECIRCULATING WATER PUMP GASKETS

#### No. 39750

OEM: N/A



Ford 302 & 351

#### No. 31900

OEM: N/A



Ford 302-351

#### No. 31350

OEM: N/A



L4 & L6 Cyl. Inline Chevy  
(For No. 15100)

#### No. 32690

OEM: N/A



454-502 Chevy  
(For No. 15301)

#### No. 30231

OEM: N/A



V6, 305-350 Chevy  
(For No. 15201)

#### No. 31380

OEM: N/A



V6, 305-350 Chevy  
(For No. 15201)

#### No. 31770

OEM: N/A



454-502 Chevy  
(For No. 15301)



# OMC & Volvo Penta

## THERMOSTATS & KITS

### No. 13020

THERMOSTAT  
OEM: 3853983

140°



See Quick Reference Guide  
for Specific Models

### No. 13028

THERMOSTATKIT  
OEM: N/A

140°



#### Kit Contains:

13020 Thermostat  
31560 Gasket  
82200 O-Ring



7.4 - 8.1

### No. 13030

OEM: 876305

140°



(1993 & Before)

### No. 13381

OEM: 876305, 875794

140°

#### Kit Contains:

13030 Thermostat  
35060 Gasket  
35160 Gasket  
35170 Gasket  
82200 O-ring



(1993 & Before)

### No. 13022

THERMOSTAT  
OEM: 3587597

150°



See Quick Reference Guide  
for Specific Models

### No. 13025

THERMOSTATKIT  
OEM: N/A

150°



#### Kit Contains:








13022 Thermostat  
31560 Gasket  
82200 O-Ring



4.3, 5.0 & 5.7

# OMC & Volvo Penta

## THERMOSTATS & KITS

|  |   |  |
|--|---|--|
| <p><b>No. 13070</b><br/>THERMOSTAT<br/>OEM: 3853799</p>  <p>All OMC and Volvo 4-Cyl. Chevy (1980 &amp; Up)</p>                        | <p><b>No. 13440</b><br/>THERMOSTATKIT<br/>OEM: N/A</p> <p>KITCONTAINS:<br/>13070 Thermostat<br/>33440 Gasket<br/>34260 Gasket</p>  <p>All OMC and Volvo 4-Cyl. Chevy (1980 &amp; Up)</p>  | <p><b>No. 13441</b><br/>THERMOSTATKIT<br/>OEM: N/A</p> <p><b>NEW</b></p> <p>KITCONTAINS:<br/>13070 Thermostat<br/>82180 O-ring</p>  <p>160°</p>   |
| <p><b>No. 13060</b><br/>THERMOSTAT<br/>OEM: 383307</p>  <p>All OMC (Up to 1993) (except the 1980 and newer 4-Cyl. Chevy)</p>          | <p><b>No. 13430</b><br/>THERMOSTATKIT<br/>OEM: N/A</p> <p>KITCONTAINS:<br/>13060 Thermostat<br/>33440 Gasket<br/>34260 Gasket<br/>35060 Gasket<br/>82200 O-Ring</p>  <p>All OMC (Up to 1993) (except the 1980 and newer 4-cyl. Chevy)</p> |  |
| <p><b>No. 13060</b><br/>THERMOSTAT<br/>OEM: 383307, 3856961</p>  <p>All OMC and Volvo (1994 &amp; Up) (except the 4-Cyl. Chevy)</p> | <p><b>No. 13065</b><br/>THERMOSTATKIT<br/>OEM: N/A</p> <p><b>NEW</b></p> <p>KITCONTAINS:<br/>13060 Thermostat<br/>82200 O-Ring<br/>82290 O-Ring</p>  <p>160°</p>  | <p><b>No. 13431</b><br/>THERMOSTATKIT<br/>OEM: N/A</p> <p>KITCONTAINS:<br/>13060 Thermostat<br/>31560 Gasket<br/>82200 O-Ring</p>  <p>All OMC and Volvo (1994 &amp; Up) (except the 4-cyl. Chevy)</p> |
| <p><b>No. 13041</b><br/>THERMOSTAT<br/>OEM: 3831426</p> <p><b>NEW</b></p>  <p>160°</p>  | <p><b>No. 13045</b><br/>THERMOSTATKIT<br/>OEM: N/A</p> <p>KITCONTAINS:<br/>13041 Thermostat<br/>31560 Gasket</p>  <p><b>NEW</b></p> <p>160°</p>   |  |

# OMC & Volvo Penta

## THERMOSTAT GASKETS & HOUSING

**No. 33440**

OEM: 314809,  
3852127



**No. 34260**

OEM: 313416,  
3852120



**No. 33840**

OEM: 310913



**No. 35160**

OEM: 835581



**No. 35170**

OEM: 856004



For L4 & L6 Inline Chevy

**No. 30500**

THERMOSTAT  
HOUSING  
TO INTAKE  
MANIFOLD  
GASKET



For Ford 302/351

**No. 35070**

THERMOSTAT  
HOUSING  
TO INTAKE  
MANIFOLD GASKET  
OEM: 835645

**No. 35060**

THERMOSTAT HOUSING TO  
INTAKE MANIFOLD GASKET  
OEM: 835417, 312797, 3701777GM



**No. 31560**

THERMOSTAT HOUSING  
TO INTAKE MANIFOLD GASKET  
OEM: 3852111



with Brass Rivets

**No. 31340**

THERMOSTAT HOUSING  
TO CYLINDER HEAD  
OEM: 311069, 3789161GM



For L4 & L6 Inline Chevy

**No. 82180**

O-RING  
OEM: 3856537

**No. 82200**

O-RING  
OEM: 3852071, 307239



**No. 82240**

O-RING  
OEM: 983944, 302588



### THERMOSTAT HOUSING

**No. 22600**

OEM: 986292, 987716, 3850360



Fits Chevy V6 & V8 (1979 & Up)

### WATER HEATER / CABIN HEATER FITTING KIT

**No. 22601**

OEM: 3856265



Fits: 4.3L, 4.3HO, 5.0L, 5.0L EFI, 5.0HO, 5.7L, 5.7LE, 5.8L, 5.8L EFI, 5.8L KING EFI, Model 350, 351, 351 King EFI, 454, 454HO, 502 OMC King Cobra.

# Section 11

## OMC & Volvo Penta Internal Exhaust Hose, Exhaust Gaskets & Flapper Valves

*Exhaust Manifold Gasket Kits* ..... 112

*Exhaust Manifold-to-Engine Gaskets* ..... 113

*Exhaust Manifold-to-Riser Gaskets* ..... 114

*Exhaust Manifold End Cap Gaskets*..... 114

*Internal Exhaust Hose* ..... 115

*Exhaust Flappers for Exhaust Tips*..... 115

**GLM MANIFOLD CATALOG**

Over 370 quality manifold replacement parts available for...

**MerCruiser**  
**OMC**  
**Volvo Penta**  
**Barr/Indmar/Marine Power**

Lost Foam CASTING

Request your copy today!




# OMC & Volvo Penta

## EXHAUST MANIFOLD GASKET KITS

### No. 39910


OEM: N/A



Chevy V8 5.0L/305CI, 5.7L/350CI  
OMC (1977-1998), Volvo (1994 & Up)

### No. 39775

OEM: N/A



Chevy V8 5.0L/305CI, 5.7L/350CI  
Volvo (1993 & Below)

### No. 39773

OEM: N/A



Chevy V6 4.3L/262CI  
OMC (1991-1998), Volvo (1992 & Up)

### No. 39774

OEM: N/A



Chevy V6 4.3L/262CI  
Volvo (1991 & Below)

### No. 39940

OEM: N/A



Chevy V8 7.4L/454CI, 8.2L/502CI  
OMC & Volvo (1990 & Up)

### No. 39800

OEM: N/A



Ford V8 7.5L/460CI  
OMC (1987-1990)

### No. 39920

OEM: N/A



Ford V8 5.0L/302CI, 5.8L/351CI  
OMC (1977-1996), Volvo (1994-1996)

### No. 39776


OEM: N/A



Ford 4-Cyl., 2.3L  
OMC (1987-1990)

### No. 39771


OEM: N/A



Chevy 4-Cyl., 3.0L/181CI  
OMC (1990-1998), Volvo (1993 & Up)

### No. 39780

OEM: N/A




Chevy 4-Cyl., 2.5L/153CI/100HP/120HP  
OMC (1965-1985)

### No. 39770

OEM: N/A

Includes 33570  
gasket




Chevy 4-Cyl., 2.5L/153CI/120HP, 3.0L/181CI/140HP  
OMC (1985-1990)

### No. 39790

OEM: N/A

Includes 31570  
gasket















Chevy 4-Cyl., 3.0L/181CI/140HP  
OMC (1973-1984)



# OMC & Volvo Penta

## EXHAUST MANIFOLD GASKETS

|   |   |  |
|---|---|--|
| <p><b>No. 31100</b><br/>OEM: 856034, 3852468</p>  <p>Chevy 305 5.0L<br/>&amp; 350 5.7L</p>         | <p><b>No. 31101</b><br/>OEM: BARR STYLE<br/>CHV-47-0000</p>  <p>Chevy 305/350</p>                   | <p><b>No. 32170</b><br/>OEM: 856116, 3853412</p>  <p>Chevy V6 229 3.8L<br/>&amp; 262 4.3L</p>                               |
| <p><b>No. 33760</b><br/>OEM: 3852472</p>  <p>Chevy V8 454-7.4L</p>                                 | <p><b>No. 33790</b><br/>OEM: 3852455</p>  <p>Ford 302 5.0L<br/>&amp; 351 5.8L</p>                   | <p><b>No. 31710</b><br/>OEM: 912405</p>  <p>Ford 460 7.5L</p>   |
| <p><b>No. 33780</b><br/>OEM: 913393</p>  <p>Ford 140-2.3L</p>                                    | <p><b>No. 31440</b><br/>OEM: 907932</p>  <p>Chevy Inline L6<br/>250CI/165HP</p>                   | <p><b>No. 31550</b><br/>OEM: 311068</p>  <p>Chevy 4-Cyl.<br/>153CI/2.5L/120HP</p>   |
| <p><b>No. 31570</b><br/>OEM: 908079<br/>Large Port</p>  <p>Chevy 4-Cyl.<br/>181CI/3.0L/140HP</p> | <p><b>No. 33570</b><br/>OEM: 912164<br/>Large Port</p>  <p>Chevy 4-Cyl.<br/>153-2.5L/181-3.0L</p> | <p><b>No. 33580</b><br/>OEM: 3853256<br/>Small Port</p>  <p>Volvo &amp; OMC 3.0 HO (1991 &amp; Up)<br/>Chevy 181 3.0L</p> |

# OMC & Volvo Penta

## OMC EXHAUST GASKETS

### No. 33810

GASKET - MANIFOLD TO RISER  
OEM: 3850496



V6 & V8  
(1977-1998)

### No. 33820

GASKET - MANIFOLD TO RISER  
OEM: 910113



V6 3.8L

### No. 33030

GASKET - MANIFOLD TO RISER  
OEM: 912477



4-Cyl. 2.3L

### No. 33770

MANIFOLD TO RISER  
OEM: 3850495



2.5L/153CI/120HP  
3.0L/181CI/140HP

### No. 33330

FRONT END CAP  
OEM: 311121

### No. 32580

REAR END CAP  
OEM: 907761

### No. 32980

EXHAUST ELBOW & FRONT END CAP  
OEM: 908935



### No. 33340

FRONT END CAP  
OEM: 311130



### No. 32990

MANIFOLD END CAP  
OEM: 907775



### No. 33920

MANIFOLD END CAP  
OEM: 311552



### No. 33930

MANIFOLD END CAP  
OEM: 907764



## VOLVO EXHAUST GASKETS

### No. 35080

GASKET - MANIFOLD TO RISER  
OEM: 857618



AQ V6/V8  
(1993 & Before)

### No. 33810

GASKET - MANIFOLD TO RISER  
OEM: 909786, 3850496



V6 & V8 SX  
(1994 & Up)

### No. 33770

GASKET - MANIFOLD TO RISER  
OEM: 3850495



Chevy 3.0L/181CI

### No. 37100

GASKET - MANIFOLD TO ENGINE  
OEM: 855967 (4)



4-Cyl. SOHC Engines  
AQ 120, 125, 131, 140,  
145, 151, 230, 250

### No. 35030

GASKET - MANIFOLD END CAP  
OEM: 856036



Inline L6 AQ165, AQ170

### No. 35040

GASKET - REAR EXHAUST OUTLET  
OEM: 831480



# OMC & Volvo Penta

## INTERNAL EXHAUST HOSE

### Upper Exhaust Hoses

#### No. 89220

EXHAUST HOSE - UPPER  
OEM: 912374

3-1/2" x 4-1/2"



5.0/5.8 Ford (1989-1990),  
5.7 (1986 late models)  
5.7 (1987-1988), 7.5 460 (1987)

#### No. 89227

EXHAUST HOSE - UPPER  
OEM: 834751

3-3/4" x 3-3/4"



V6 AQ175, AQ205, AQ430A/B,  
AQ432 & AQ434 (1993 & Before),  
5.0/5.7L 305/350 V8 (1993 & Before)



#### No. 89224

EXHAUST HOSE - UPPER  
OEM: 3852696

4" x 4"



4.3 (1991), 5.0/5.8 Ford (1991),  
5.7LE (1990-1991), 7.5 460 (1988-1989),  
All "Cone Clutch" (1990-1991)

### Lower Exhaust Hoses

#### No. 89222

EXHAUST HOSE - LOWER  
OEM: 3852741

3-1/2" x 3-1/2"



2.5 (1986), 3.0 (1986-1991),  
2.3 (1989-1990), 4.3 (1990-1991),  
5.0/5.8 Ford (1991), 5.7 (1986 early model)

#### No. 89230

EXHAUST HOSE - LOWER  
OEM: 3852742

3-1/2" x 3-1/2"



2.3 (1987-1988), 4.3 (1987-1989),  
5.0/5.8 Ford (1989-1990), 5.7 (1986 late model),  
5.7 (1987-1991), All "Cone Clutch" (1990-1991),  
350/454/454HO/460 King 5.7LE (1990-1991)

## EXHAUST FLAPPER VALVES

#### No. 89240

3 INCH  
OEM: 34765A1  
(with Clamps)



3 Inch

#### No. 89250

4 INCH  
OEM: 12644A1  
(with Clamps)



4 Inch

#### No. 89260

5 & 6 INCH  
OEM: N/A  
(with Clamps)



5 & 6 Inch



WATERCRAFTMANUALS.COM

# Section 12

---

## OMC & Volvo Penta Fuel Pumps, Filters & Carburetor Parts

|   |     |
|---|-----|
| <i>Water/Fuel Separator Brackets</i> .....            | 119 |
| <i>Water/Fuel Separator Filters</i> .....             | 119 |
| <i>Water/Fuel Separator Kits</i> .....                | 120 |
| <i>Fuel Filters</i> .....                             | 121 |
| <i>Carburetor Kits (Rochester &amp; Holley)</i> ..... | 122 |
| <i>Carburetor Kits (Volvo &amp; Carter)</i> .....     | 123 |
| <i>Brass Floats, Needle &amp; Seat</i> .....          | 123 |
| <i>Carburetor Kits Application</i> .....              | 124 |
| <i>Carburetor Mounting Gaskets</i> .....              | 125 |
| <i>Fuel Pump &amp; Fuel Pump Gaskets</i> .....        | 125 |



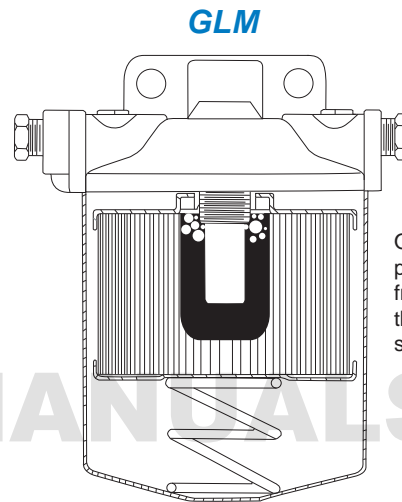
# OMC & Volvo Penta

## ***ELIMINATE FUEL STARVATION WITH GLM'S LOW PICK-UP WATER/FUEL SEPARATOR MOUNTING BRACKET***

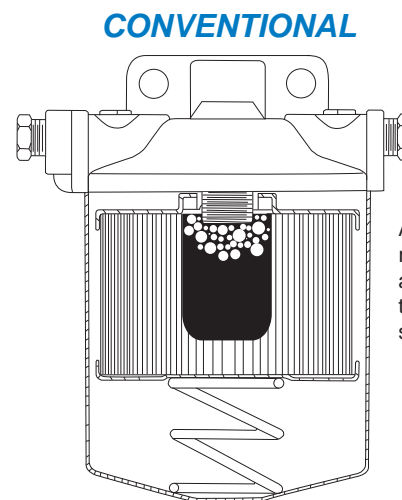
Engine compartment temperatures can soar on hot summer days creating high gasoline temperatures. High temps and agitation caused by rough seas can aerate the gasoline in the water/fuel separator filter turning it into foam. A fuel pump can't pull aerated gasoline from the water/fuel separator and deliver it to the carburetor or fuel rail efficiently. The engine will show signs of gasoline starvation (lean) at high speeds, a situation very similar to vapor lock.

Because this aerated gasoline rises to the top of the water/fuel separating filter, GLM has introduced a filter mounting bracket with a fuel pick-up extending deeper into the filter. Through extensive research and testing the GLM engineers have found the optimum location for the fuel pick-up. The deeper location is low enough to be free of aerated gasoline but high enough to be free of the water in the bottom of the separator.

The deeper fuel pick-up is only found on the new GLM water/fuel separator mounting bracket kits. It might solve some of those mysterious fuel delivery problems your engine may be experiencing!



Our design prevents air from entering the fuel system.



Air molecules rise to top and into the fuel system.

---

**\*For trouble free boating always remember to replace your water/fuel separating filter after every 50 hours of engine operation!**

---

# OMC & Volvo Penta

## HOW TO CHOOSE THE CORRECT WATER/FUEL SEPARATOR

Water/Fuel Separators are categorized by their capacity to filter different sized dirt particles. Rated in Microns, (each micron is one millionth of an inch in diameter) marine filters will normally be available with elements capable of filtering 2 micron particles, 10 micron particles, or 28 micron particles. A marine filter capable of filtering 2 micron particles will clean the fuel more efficiently than a 28 micron filter but will be more restrictive to fuel flow. The 2 micron filter will also become dirty sooner and will need replacement more often.

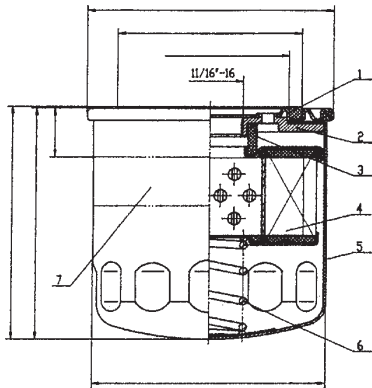
Fuel flow is rated in Gallons Per Hour (GPH). A typical 350/5.7L inboard engine will require 27 GPH at 4,800 rpm, a 454/7.4L inboard engine will require 37 GPH at 4,800 rpm. Selecting a fuel/water separating filter should be based on the amount of fuel the engine requires in GPH at wide open throttle.

A 2 micron fuel filter is generally too restrictive for the average four stroke inboard engine and may separate the

oil from the fuel in two stroke outboard engines. For this reason GLM sells only the 10 and 28 micron fuel filters.



The 28 micron filter is the most common size fuel filter in the marine industry and is the standard replacement filter for all two stroke and four stroke marine engines. The GLM 28 micron filter exceeds all engine manufacturers' specifications for particulate filtering, water separating and fuel flow.

The GLM 10 micron filter will provide exceptional filtering and only moderate fuel pressure loss. When used with sufficient sized fuel lines it will flow enough fuel for inboard engines up to 550 horsepower. It will **not** separate the oil from the gasoline on a two stroke outboard equipped boat. Because a 10 micron filter clogs faster than a 28 micron filter GLM recommends replacing the water/fuel separator filter at regular intervals.



### GLM Fuel Filter Features

- \* 28 or 10 micron filter paper shaped into 70 pleats total 327 sq. in. filtration. The largest filtering capability in the aftermarket. (4)
- \* BWG #11 heavy duty spring (6).
- \* Gasoline resistant rubber seals (1) (3).
- \* Oxidizing treatment inside powder coated outside for corrosion protection (5).
- \* Minimum 196N.m. torque strength between adapt plate and canister (2).
- \* Will not separate 2 cycle oil from gasoline!

| SUS316<br>STAINLESS STEEL BRACKETS  |   | TRANSLUCENT RED<br>STAINLESS STEEL BRACKETS   |  | DIE CAST<br>ALUMINUM BRACKETS   |   |
|---|---|---|--|---|---|
| <b>No. 25010</b><br>w/ 2 brass plugs<br>2 extension tubes<br><br>1/4" NPTF Ports<br>(2 inputs & 2 outputs) | <b>No. 25030</b><br>w/ 2 brass plugs<br>2 extension tubes<br><br>3/8" NPTF Ports<br>(2 inputs & 2 outputs) | <b>No. 25011</b><br>w/ 2 brass plugs<br>2 extension tubes<br><br>1/4" NPTF Ports<br>(2 inputs & 2 outputs) | <b>No. 25031</b><br>w/ 2 brass plugs<br>2 extension tubes<br><br>3/8" NPTF Ports<br>(2 inputs & 2 outputs) | <b>No. 25000</b><br>w/ 2 brass plugs<br>2 extension tubes<br><br>1/4" NPTF Ports<br>(2 inputs & 2 outputs) | <b>No. 25020</b><br>w/ 2 brass plugs<br>2 extension tubes<br><br>3/8" NPTF Ports<br>(2 inputs & 2 outputs) |
| <b>No. 24942</b><br>WATER SEPARATOR<br>FUEL FILTER<br>OEM: N/A<br><br>10 micron<br>Height 4-7/16"          | <b>No. 24940</b><br>WATER SEPARATOR<br>FUEL FILTER<br>OEM: N/A<br><br>28 micron<br>Height 4-7/16"          | <b>No. 24941</b><br>WATER SEPARATOR<br>FUEL FILTER<br>OEM: N/A<br><br>28 micron<br>Height 3-3/4"          | <b>No. 24930</b><br>WATER SEPARATOR<br>FUEL FILTER<br>OEM: OMC 502905<br><br>28 micron<br>Height 4-7/16"  |   |   |

# OMC & Volvo Penta

## WATER SEPARATING FUEL FILTER KITS

### With Stainless Steel Bracket

#### No. 24956

(24940+25010)  
OEM: N/A

28 Micron

ø 1/4" NPTF Ports  
Flow: 50 GPH  
with 2 brass plugs & 2 extension tubes



#### No. 24958

(24940+25030)  
OEM: N/A

28 Micron

ø 3/8" NPTF Ports  
Flow: 75 GPH  
with 2 brass plugs & 2 extension tubes



#### No. 24957

(24942+25010)  
OEM: N/A

10 Micron

ø 1/4" NPTF Ports  
Flow: 50 GPH  
with 2 brass plugs & 2 extension tubes



#### No. 24959

(24942+25030)  
OEM: N/A

10 Micron

ø 3/8" NPTF Ports  
Flow: 75 GPH  
with 2 brass plugs & 2 extension tubes



### With NEW! Translucent Red Stainless Steel Bracket

#### No. 24960

(24940+25011)  
OEM: N/A

28 Micron

ø 1/4" NPTF Ports  
Flow: 50 GPH  
with 2 brass plugs & 2 extension tubes



#### No. 24962

(24940+25031)  
OEM: N/A

28 Micron

ø 3/8" NPTF Ports  
Flow: 75 GPH  
with 2 brass plugs & 2 extension tubes



### With Die Cast Aluminum Bracket

#### No. 24950

(24940+25000)  
4-7/16" Filter Height

28 Micron

**No. 24951**  
(24941+25000)  
3-3/4" Filter Height  
ø 1/4" NPTF Ports  
Flow: 50 GPH  
with 2 brass plugs & 2 extension tubes



#### No. 24953

(24940+25020)  
OEM: N/A

28 Micron

ø 3/8" NPTF Ports  
Flow: 75 GPH  
with 2 brass plugs & 2 extension tubes



#### No. 24952

(24942+25000)  
OEM: N/A

10 Micron

ø 1/4" NPTF Ports  
Flow: 50 GPH  
with 2 brass plugs & 2 extension tubes



#### No. 24954

(24942+25020)  
OEM: N/A

10 Micron

ø 3/8" NPTF Ports  
Flow: 75 GPH  
with 2 brass plugs & 2 extension tubes



# OMC & Volvo Penta

## FUEL FILTERS & KITS

### No. 24841

CARB FUEL FILTER  
WITH GASKETS  
OEM: 908034



### No. 24980

CARB FUEL FILTER  
OEM: 983870



### No. 24970

CARB FUEL FILTER  
OEM: 984491



### No. 24850

FUEL PUMP FILTER KIT  
OEM: 509263



### No. 24900

WATER/FUEL SEPARATOR  
CANNISTER STYLE KIT  
OEM: 981920



### No. 24901

WATER/FUEL SEPARATOR  
CANNISTER ONLY  
OEM: 981911



### No. 24910

WATER/FUEL SEPARATOR  
CANNISTER STYLE  
OEM: 982230



## OMC CARBURETOR FUEL FILTER APPLICATION GUIDE

| Models / Description                          | Years     | GLM No.       |
|---|-----------|---------------|
| 2.3L  | 1987      | <b>24970</b>  |
| 2.3L, 4-Cyl. Ford, Holley 2-barrel            | 1987-1991 | <b>24970</b>  |
| 120 HP, 140 HP                                | 1973-1981 | <b>24841</b>  |
| 2.5L, 153 C.I., 120 HP Rochester 2-barrel     | 1972-1986 | <b>24840</b>  |
| 2.5L  | 1982-1956 | <b>N.L.A.</b> |
| 3.0L, 181 C.I., 140 HP Rochester 2-barrel     | 1973-1990 | <b>24840</b>  |
| 3.0L, 181 C.I., 4-Cyl. Chevy, Holley 2-barrel | 1991-1998 | <b>24970</b>  |
| 165 HP, Inline 6-Cyl., Rochester 2-barrel     | 1972-1976 | <b>24840</b>  |
| 3.8L, 229 C.I., V6 Rochester 2-barrel         | 1982-1985 | <b>24970</b>  |
| 3.8L, 229 C.I., V6 Rochester 4-barrel         | 1982-1983 | <b>24980</b>  |
| 4.3L, 262 C.I., V6 Rochester 2-barrel         | 1985      | <b>24970</b>  |
| 4.3L, 262 C.I., V6 Rochester 4-barrel         | 1985-1989 | <b>24980</b>  |
| 5.0L, 307 C.I., V8 Rochester 2-barrel         | 1975-1976 | <b>24970</b>  |
| 5.0L, 307 C.I., V8 Rochester 4-barrel         | 1975-1976 | <b>24980</b>  |
| 5.0L, 305 C.I., V8 Rochester 2-barrel         | 1978-1985 | <b>24970</b>  |
| 5.7L, 350 C.I., V8 Rochester 4-barrel         | 1978-1989 | <b>24980</b>  |
| V8 Chevy with Holley 4-barrel                 | 1990-1998 | <b>24970</b>  |
| V8 Ford with Holley 4-barrel                  | 1990-1996 | <b>24970</b>  |



# OMC & Volvo Penta

## CARBURETOR KITS

### Rochester Carburetors

#### No. 76111

OEM: 380186



Rochester 1 Barrel

#### No. 76120

OEM: OMC 984487,  
VOLVO 841994



Rochester 2 Barrel

#### No. 76068

OEM: 982384



Rochester 2 Barrel

#### No. 76150

OEM: OMC 983864,  
VOLVO 834985



Rochester 4 Barrel (1977-1989)

### Holley Carburetors

#### No. 76081

OEM: 982538



Holley 2 Barrel

#### No. 76088

OEM: 985052



Holley 4 Barrel, 302 / 351 / 460, (1978-1998)

#### No. 76096

OEM: 982539



Holley 4 Barrel, 351 Ford (1975-1977)

#### No. 76104

OEM: N/A



Holley 4 Barrel, 740A / M55A



# OMC & Volvo Penta

## CARBURETOR KITS, BRASS FLOATS, NEEDLE & SEAT

### Volvo Engine 1-Barrel Carburetors

#### No. 76101

OEM: 841836, 841292  
Solex



AQ115AB, 125AB, 130CD, AQ131ABCD, 145AB,  
AQ151ABC, 171AC, BB115BC, 145A

#### No. 76103

OEM: N/A



AQ80

#### No. 76102

OEM: 841293



AQ120B, 140A, BB140A

#### No. 76108

OEM: 875407



AQ120, AQ130A, B, BB115A

### Carter Carburetors

#### No. 76082

OEM: 979719  
Carter 1 Barrel



### Rochester Carburetor Floats

#### No. 77210

OEM: 1397-2610



Rochester 1 Barrel

#### No. 77200

OEM: 841634



Rochester 2 Barrel

### Needle & Seat - All Quadrajets

#### No. 40760

OEM: N/A



All Quadrajets

#### No. 77220

OEM: N/A



Rochester 4 Barrel  
V8 305, 307, 350, 454CID

#### No. 77230

OEM: N/A



Rochester 2 Barrel  
AQ175A, 200DF, 500A



















# OMC & Volvo Penta

## OMC CARBURETOR KIT APPLICATIONS

| Model | Years                    | Mfg. Code | Carb. Model | Carb. Kit | Float | Model        | Years     | Mfg. Code | Carb. Model | Carb. Kit | Float |
|-------|--------------------------|-----------|-------------|-----------|-------|--------------|-----------|-----------|-------------|-----------|-------|
| 80    | 1968-1969                | R2        | 2GC         | 76068     | 77200 | 260          | 1979-1989 | R4        | 4MV         | 76150     | 77220 |
| 90    | 1970-1971                | R2        | 2GC         | 76068     | 77200 | 290 JET      | 1974-1975 | R4        | 4MV         | 76160     | 77220 |
| 100   | 1972-1973                | C1        | RBS         | 76082     | -     | 2.3 L        | 1987-1989 | R2        | 2GE         | 76120     | 77200 |
| 110   | 1964                     | R1        | BC          | 76111     | 77210 | 2.5L         | 1982-1985 | R2        | 2GC         | 76075     | 77200 |
| 120   | 1965-1971<br>(Dual carb) | C1        | RBS         | 76082     | -     | 2.5L         | 1986-1990 | R2        | 2GE         | 76120     | 77200 |
|       |                          |           |             |           |       | 2.5L         | 1986      | R2        | 2GC         | 76068     | 77200 |
| 120   | 1972-1985                | R2        | 2GC         | 76075     | 77200 | 3.0L         | 1982-1990 | R2        | 2GC         | 76068     | 77200 |
| 140   | 1973-1985                | R2        | 2GC         | 76068     | 77200 | 3.8L         | 1979-1985 | R2        | 2GE         | 76120     | 77220 |
| 150   | 1964-1965                | R1        | BC          | 76111     | 77210 | 4.3L         | 1986-1989 | R2        | 2GE         | 76120     | 77200 |
| 155   | 1967-1972                | R2        | 2GC         | 76075     | -     | 4.3L         | 1979-1989 | R4        | 4MV         | 76150     | 77220 |
| 165   | 1972-1976                | R2        | 2GC         | 76068     | 77200 | 4.3/262      | 1989      | R2        | 2GE         | 76120     | 77200 |
| 170   | 1974                     | H2        | 2300        | 76081     | -     | 5.0L(GM)     | 1979-1985 | R2        | 2GE         | 76120     | 77200 |
| 175   | 1975-1977                | H2        | 2300        | 76081     | -     | 5.0L(GM)     | 1979-1989 | R4        | 4MV         | 76150     | 77220 |
| 185   | 1978-1981                | R2        | 2GE         | 76120     | 77200 | 5.0L(Ford)   | 1989      | H2        | 2300        | 76081     | -     |
| 185   | 1989                     | H2        | 2300        | 76081     | -     | 5.7L         | 1979-1989 | R4        | 4MV         | 76150     | 77220 |
| 190   | 1974-1977                | H2        | 2300        | 76081     | -     | 5.8L         | 1989      | H4        | -           | 76088     | -     |
| 200   | 1966-1968                | R2        | 2GC,V       | 76075     | -     | 7.5L         | 1987-1988 | H4        | -           | 76088     | -     |
| 200   | 1979-1985                | R2        | 2GE         | 76120     | 77200 | 305 C.I.I./B | 1977-1979 | R2        | 2GE         | 76120     | 77200 |
| 200   | 1989                     | H2        | 2300        | 76081     | -     | 305 C.I.I./B | 1977-1978 | R4        | 4MV         | 76150     | 77220 |
| 210   | 1968-1972                | R4        | 4MV         | 76160     | 77220 | 305 C.I.I./B | 1979-1983 | R4        | 4MV         | 76150     | 77220 |
| 215   | 1971                     | R4        | 4MV         | 76160     | 77220 | 305 C.I.I./B | 1979-1983 | R4        | 4MV         | 76150     | 77220 |
| 225   | 1972-1976                | R4        | 4MV         | 76160     | 77220 | 350          | 1988-1989 | R4        | 4MV         | 76150     | 77220 |
| 230   | 1975-1976                | R4        | 4MV         | 76160     | 77220 | 350          | 1988      | R2        | 2GE         | 76120     | 77200 |
| 230   | 1979-1989                | R4        | 4MV         | 76150     | 77220 | 454 C.I.I./B | 1977-1978 | R4        | 4MV         | 76160     | 77220 |
| 235   | 1975-1977                | H4        | 4160        | 76096     | -     | 460 C.I.     | 1987-1988 | H4        | -           | 76088     | -     |
| 235   | 1989                     | H4        | -           | 76088     | -     |              |           |           |             |           |       |
| 240   | 1978                     | H4        | -           | 76088     | -     |              |           |           |             |           |       |
| 245   | 1972-1975                | R4        | 4MV         | 76160     | 77220 |              |           |           |             |           |       |
| 250   | 1970-1974                | R4        | 4MV         | 76160     | 77220 |              |           |           |             |           |       |
| 250   | 1979                     | H4        | -           | 76088     | -     |              |           |           |             |           |       |
| 260   | 1975-1976                | R4        | 4MV         | 76160     | 77220 |              |           |           |             |           |       |



# OMC & Volvo Penta

| CARBURETOR MOUNTING GASKETS  |  |   |   |
|--|--|---|---|
| <p><b>No. 30361</b><br/>OEM: N/A</p>  <p>Holley<br/>4 Barrel</p>  | <p><b>No. 31540</b><br/>OEM: N/A</p>  <p>Rochester<br/>4 Barrel</p>                                      | <p><b>No. 30380</b><br/>OEM: N/A</p>  <p>Rochester<br/>4 Barrel</p>  |   |
| <p><b>No. 32970</b><br/>OEM: 311555</p>   | <p><b>No. 30580</b><br/>OEM: N/A</p>  <p>Holley<br/>2 Barrel</p>   | <p><b>No. 31660</b><br/>OEM: N/A</p>  <p>Rochester<br/>2 Barrel</p>  |   |
| <p><b>No. 32130</b><br/>OEM: N/A</p>  <p>Holley<br/>4 Barrel</p>   | <p><b>No. 32140</b><br/>OEM: N/A</p>  <p>Holley<br/>2 Barrel</p>  | <p><b>No. 32180</b><br/>OEM: N/A</p>  <p>Rochester<br/>2 Barrel</p> |   |
| <p><b>No. 30381</b><br/>INSULATING GASKET<br/>1/4" THICK<br/>OEM: 908765</p>  <p>Rochester 4 Barrel</p> | <p><b>No. 31740</b><br/>INSULATING GASKET<br/>1/4" THICK<br/>OEM: 909758</p>  <p>Rochester 2 Barrel</p> | <p><b>No. 34700</b><br/>OEM: 315055</p>                             | <p><b>No. 30382</b><br/>OEM: 3853283</p>                       |
| FUEL PUMP  |  | FUEL PUMP GASKETS   |   |
| <p><b>No. 77104</b><br/>OEM: 986357</p>  <p>7.4 / 8.2L, 454 / 502 CID, V8 (1990)</p>                    |  | <p><b>No. 31360</b><br/>OEM: 3705042</p>  <p>Chevy V8</p>          | <p><b>No. 31700</b><br/>OEM: 27-42457</p>  <p>Chevy V6</p>     |
|  |  | <p><b>No.31800</b><br/>OEM: 27-72805</p>  <p>Ford V8</p>           | <p><b>No.32750</b><br/>OEM: 27-34898</p>  <p>Chevy 305/350</p> |



WATERCRAFTMANUALS.COM

# Section 13

---

## OMC & Volvo Penta Ignition & Electrical

|  |         |
|--|---------|
| <i>Ignition - Prestolite &amp; Delco Complete Tune-Up Kits</i> .....     | 128     |
| <i>Ignition - Prestolite &amp; Delco Tune-Up Kits</i> .....              | 128     |
| <i>Ignition - Delco, Ford, Prestolite Cap &amp; Rotor Kits</i> .....     | 128     |
| <i>Ignition Components - Distributor Caps</i> .....                      | 129     |
| <i>Ignition Components - Rotors, Condensers &amp; Points</i> .....       | 130-131 |
| <i>Volvo 4-Cyl. &amp; L6-Cyl. Ignition Components Application</i> .....  | 131     |
| <i>Ignition Coils, Pick-Up Coil Sensors &amp; Oil Filled Coils</i> ..... | 132     |
| <i>Ignition Components Application</i> .....                             | 133-134 |
| <i>Electronic Ignition Distributor Parts Application</i> .....           | 134     |
| <i>Voltage Regulators, Power Trim Relays &amp; Solenoid</i> .....        | 135     |
| <i>Voltage Regulators &amp; Solenoid Application</i> .....               | 135     |



# OMC & Volvo Penta

## IGNITION - TUNE-UP KITS

| Prestolite Complete Tune-Up Kits   |   | Delco Complete Kit   |   |
|--|---|--|---|
| <p><b>No. 71750</b><br/>(72650 + 71600)</p>  <p>V6, 4.3L, 262 CID</p>   | <p><b>No. 71730</b><br/>(72650 + 71560)</p>  <p>V8 (w/ Screw-down Cap)</p>   | <p><b>No. 71770</b><br/>(72640 + 71550)</p>  <p>V8 (w/ Clip-on Cap)<br/>Strngrs(1974-82), Cobra 7.5L(1987)</p>   | <p><b>No. 71700</b><br/>(72630 + 71520)</p>  <p>V8, 200 CID (1966-68)</p>  |
| Prestolite Tune-Up Kits  |   | Delco Tune-Up Kit  |   |
| <p><b>No. 72650</b><br/>(71060 + 70010 + 70510)</p>  <p>V6, 3.8/4.3L, 229/262 CID &amp;<br/>V8 (w/ Screw-down Cap)</p>   | <p><b>No. 72660</b><br/>(71050 + 70010 + 70510)</p>  <p>V8 (w/ Clip-on Cap)</p>   | <p><b>No. 72640</b><br/>(71030 + 70040 + 70540)</p>  <p>V8 (w/ Clip-on Cap)<br/>Strngrs(1974-82), Cobra 7.5L(1987)</p>  | <p><b>No. 72630</b><br/>(71010 + 70030 + 70580)</p>  <p>V8, 200 CID (1966-68)</p>   |
| Delco, Ford, Prestolite Cap & Rotor Kits   |   |  |   |
| <p><b>No. 71830</b><br/>OEM: N/A</p> <p><b>Kit Contains:</b><br/>GLM ITEM<br/>71420 Cap<br/>71120 Rotor</p>  <p>4-Cyl. Delco EST Breakerless,<br/>3.0L, 181 CID</p> | <p><b>No. 71820</b><br/>OEM: N/A</p> <p><b>Kit Contains:</b><br/>GLM ITEM<br/>71410 Cap<br/>71110 Rotor</p>  <p>V6 Delco EST Breakerless,<br/>4.3L, 262 CID</p>  | <p><b>No. 71890</b><br/>OEM: N/A</p> <p><b>Kit Contains:</b><br/>GLM ITEM<br/>71650 Cap<br/>71160 Rotor</p>  <p>V6 Delco EST Breakerless,<br/>4.3L, 262 CID</p>       |   |
| <p><b>No. 71810</b><br/>OEM: N/A</p> <p><b>Kit Contains:</b><br/>GLM ITEM<br/>71400 Cap<br/>71100 Rotor</p>  <p>V8 Delco EST Breakerless,<br/>Chevy</p>             | <p><b>No. 71900</b><br/>OEM: N/A</p> <p><b>Kit Contains:</b><br/>GLM ITEM<br/>71430 Cap<br/>71160 Rotor</p>  <p>V8 Delco EST Breakerless,<br/>5.0/5.7L Chevy</p> | <p><b>No. 71850</b><br/>OEM: N/A</p> <p><b>Kit Contains:</b><br/>GLM ITEM<br/>71640 Cap<br/>71140 Rotor</p>  <p>V8 Ford Breakerless,<br/>5.0/5.8L, 302/351 CID EFI</p> | <p><b>No. 71880</b><br/>OEM: N/A</p> <p><b>Kit Contains:</b><br/>GLM ITEM<br/>71560 Cap<br/>71060 Rotor</p>  <p>V8 Prestolite<br/>(Screw-down Cap)</p> |

# OMC & Volvo Penta

## IGNITION - COMPONENTS

### Distributor Caps

#### No. 71580

OEM: 382133 omc  
841244-7 volvo



Mallory V8  
(Flat Cap Distributor)

#### No. 71600

OEM: 3853814 omc  
841926-9 volvo



Prestolite V6  
4.3L, 262 CID

#### No. 71560

OEM: 3853815



Prestolite V8  
(Screw-down Cap)

#### No. 71550

OEM: N/A



Prestolite V8  
Strngs (1974-82) & Cobra 7.5L (1987)

#### No. 71490

OEM: 870690-5



BOSCH 4-Cyl.  
(Volvo Engines w/  
BOSCH Distributors)

#### No. 71460

OEM: 243658-2  
Large Diameter: 3-3/16" I.D.



BOSCH L6-Cyl.  
(Inline Volvo Engines w/  
BOSCH Distributors)

#### No. 71540

OEM: 380541



Delco 4-Cyl.  
2.5/3.0L, 153/181 CID,  
120/140 HP w/ Delco Points

#### No. 71530

OEM: 980152



Delco L6-Cyl.  
Inline 6-Cyl., 250 CID,  
165 HP w/ Delco Points

#### No. 71420

OEM: 3854260 omc  
3854260-1 volvo



4-Cyl. Delco EST Breakerless,  
3.0L, 181 CID

#### No. 71410

OEM: 3854331 omc  
3854331-0 volvo



V6 Delco EST Breakerless,  
4.3L, 262 CID

#### No. 71650

OEM: 3859019



V6 Delco EST Breakerless,  
4.3L, 262 CID

#### No. 71520

OEM: 383587



V8 Delco  
200 CID, (1966-68)

#### No. 71400

OEM: 3854548 omc  
3854548-9 volvo



V8 Delco EST Breakerless,  
Chevy

#### No. 71430

OEM: 3858975



V8 Delco EST Breakerless,  
5.0/5.7L Chevy

#### No. 71640

OEM: 3854217



V8 Ford Breakerless,  
5.0/5.8L, 302/351 CID EFI Ford

# OMC & Volvo Penta

## IGNITION - COMPONENTS

### Rotors

#### No. 71000

OEM: 243903-2



BOSCH 4-Cyl. & L6-Cyl. (Small Dia. Cap)  
(Volvo Engines)

#### No. 71120

OEM: 986651 omc  
3854261-9 volvo



4-Cyl. Delco EST Breakerless,  
3.0L, 181 CID

#### No. 71020

OEM: 384735



Delco 4-Cyl. & L6-Cyl.  
2.5/3.0L, 153/181/250 CID,  
120/140/165 HP

#### No. 71060

OEM: 982880 omc  
855845-4 volvo



Prestolite V6 & V8  
V6, 3.8/4.3L, 229/262 CID &  
V8 (w/ Screw-down Cap)

#### No. 71050

OEM: 980892 omc  
834975-5 volvo



Prestolite V8  
(w/ Clip-on Cap)

#### No. 71030

OEM: N/A



Prestolite V8 (w/ Clip-on Cap)  
Stringers (1974-82), Cobra 7.5L (1987)

#### No. 71110

OEM: 3854311 omc  
3854311-2 volvo



V6 Delco EST Breakerless,  
4.3L, 262 CID

#### No. 71160

OEM: 3858977



V6 & V8 Delco EST  
Breakerless,  
4.3/5.0/5.7L, 262 CID

#### No. 71100

OEM: 3854549 omc  
3854549-7 volvo



V8 Delco EST Breakerless,  
Chevy

#### No. 71010

OEM: 381711



V8 Delco  
200 CID, (1966-68)

#### No. 71140

OEM: 3854218



V8 Ford Breakerless,  
5.0/5.8L, 302/351 CID EFI

### Condensers

#### No. 70580

OEM: 382136 omc  
835308-8 volvo



Mallory V8  
(Flat Cap & Standard Cap Distributor)

#### No. 70510

OEM: 980894 omc  
835704 volvo



Prestolite V6 & V8  
(Screw-down & Clip-on Cap Distributor)

#### No. 70540

OEM: N/A



Prestolite V8 (w/ Clip-on Cap)  
Stringers (1974-82), Cobra 7.5L (1987)

### Points

#### No. 70010

OEM: 980893



Prestolite V6 & V8  
(Screw-down & Clip-on Cap Distributor)

#### No. 70040

OEM: N/A



Prestolite V8 (w/ Clip-on Cap)  
Stringers (1974-82), Cobra 7.5L (1987)

#### No. 70020

OEM: 380538



Delco 4-Cyl. & L6-Cyl.  
2.5/3.0L, 153/181/250 CID,  
120/140/165 HP

# OMC & Volvo Penta

## IGNITION - COMPONENTS

Points Continued...

### No. 70030

OEM: 380543 omc  
818701-5 volvo



V8 Delco  
200 CID, (1966-68)

### No. 70082

OEM: 243799-4



BOSCH 4-Cyl.  
(Volvo Engines)

### No. 70100

OEM: 240149

TWO-PIECE



BOSCH 4-Cyl. & L6-Cyl. w/  
Small Dia. Cap (Volvo Engines)

## APPLICATION CHART - VOLVO 4-CYL & 6-CYL INLINE ENGINES

| Description   | Ignition Part | GLM No.      | OEM No. |
|---|---------------|--------------|---------|
| <b>4-Cyl. Pushrod Engines - AQ 115 &amp; AQ 130</b>                                   |               |              |         |
| One Piece Points / External Mounted Condenser Distributor                             | Points        | <b>70082</b> | 243799  |
|   | Condenser     | -            | -       |
|   | Cap           | <b>71490</b> | 870690  |
|   | Kit           | -            | -       |
| Two Piece Points / Internal Mounted Condenser Distributor                             | Points        | <b>70100</b> | 240149  |
|   | Condenser     | -            | -       |
|   | Cap           | -            | -       |
|   | Kit           | -            | -       |
| For All   | Rotor         | <b>71000</b> | 243903  |
| <b>4-Cyl. Single Overhead Cam Engines - AQ 120, 125, 131, 140, 141, 145 &amp; 151</b> |               |              |         |
| For use with Screw Down Distributor Cap   | Condenser     | -            | -       |
|   | Cap           | -            | -       |
|   | Rotor         | <b>71000</b> | 243903  |
|   | Kit           | -            | -       |
| For use with Clip Down Distributor Cap  | Condenser     | -            | -       |
|   | Cap           | -            | -       |
|   | Rotor         | <b>71000</b> | 243903  |
|   | Kit           | -            | -       |
| For All   | Points        | <b>70082</b> | 243799  |
| <b>Inline 6-Cyl. Pushrod Engines - AQ 165 &amp; AQ 170</b>                            |               |              |         |
| One Piece Points / For use with Small Cap Distributor                                 | Points        | -            | -       |
| Externally Mounted / For use with Small Cap Distributor                               | Condenser     | -            | -       |
| For use with Small Diameter Cap   | Rotor         | <b>71000</b> | 243903  |
| Small Diameter Cap  | Cap           | -            | -       |
| Two Piece Points / For use with Internally Mounted Condenser                          | Points        | <b>70100</b> | 240149  |
| One Piece Points / For use with Large Cap Distributor                                 | Points        | -            | -       |
| Internally Mounted / For use with Large Cap Distributor                               | Condenser     | -            | -       |
| For use with Large Diameter Cap   | Rotor         | -            | -       |
| Large Diameter Cap  | Cap           | <b>71460</b> | 243658  |
|   |               |              |         |
|   |               |              |         |
|   |               |              |         |



# OMC & Volvo Penta

## IGNITION COILS

### No. 72118

IGNITION COIL  
OEM: 3287677



AQ 171, AQ 251 (1988-92)

### No. 72110

OIL FILLED COIL  
OEM: 3853548



Used with  
Points Style Ignition

Resistor Wire or External Resistor

### No. 72122

IGNITION COIL  
OEM: 3861267



Volvo Penta 8.1 Gi - GSi - GXi

### No. 72115

OIL FILLED COIL  
OEM: 3852217



Used with Prestolite  
Breakerless Ignition

Use without External Resistor

### No. 72116

IGNITION COIL  
OEM: 3854161



For V8 Ford  
Breakerless Ignitions

OMC/Volvo with Ford 5.0L/302CI EFI  
& 5.8L/351CI EFI (1993-1996)

### No. 72117

OIL FILLED COIL  
OEM: N/A



Used with  
Points Style Ignition

Has Internal Resistor

### No. 72130

PICK-UP COIL SENSOR  
OEM: 3854001



For Delco EST  
Breakerless Ignitions

OMC/Volvo Chevrolet 4-Cyl. V6 & V8 Engines  
with Delco Breakerless Distributors

### No. 72140

PICK-UP COIL SENSOR  
OEM: 3854224



351 EFI King (1993-94), 5.0L EFI (1993-94),  
5.8L EFI King (1993), 5.8L EFI (1994)



# OMC & Volvo Penta

| IGNITION COMPONENTS APPLICATION |           |      |                       |        |           |              |       |             |                   |
|---------------------------------|-----------|------|-----------------------|--------|-----------|--------------|-------|-------------|-------------------|
| Model                           | Years     | Cyl. | Distributor           | Points | Condenser | Distrib. Cap | Rotor | Tune-Up Kit | Complete T-Up Kit |
| 2.3L                            | 1987-1990 | 4    | (A)                   | -      | 70580     | -            | -     | -           | -                 |
| 2.3L                            | 1990      | 4    | (B)                   | 70010  | 70510     | -            | 71060 | 72650       | 72650             |
| 2.5L                            | 1981-1986 | 4    | 982351 (D)            | -      | -         | 71540        | 71020 | -           | -                 |
| 3.0L                            | 1982-1990 | 4    | 982351 (D, G)         | -      | -         | 71540        | 71020 | -           | -                 |
| 3.8L                            | 1981-1986 | 6    | 982846, 983203 (B, F) | 70010  | 70510 (C) | 71600        | 71060 | 72650       | 71750             |
| 4.3L                            | 1985-1990 | 6    | (B, F)                | 70010  | 70510 (C) | 71600        | 71060 | 72650       | 71750             |
| 4.3L                            | 1991-1992 | 6    | 986855 (B)            | -      | -         | 71600        | 71060 | -           | -                 |
| 4.3L                            | 2000 & Up | 6    | 40005334 (D)          | -      | -         | 71650        | 71160 | -           | 71890             |
| 5.0L (GM)                       | 1979-1982 | 8    | (B, E)                | 70040  | 70540     | 71550        | 71030 | 72640       | 71770             |
| 5.0L (GM)                       | 1979-1982 | 8    | (B, E)                | 70010  | 70510 (C) | -            | 71050 | 72660       | -                 |
| 5.0L (GM)                       | 1981-1988 | 8    | 983453 (A)            | -      | 70580     | -            | -     | -           | -                 |
| 5.0L (GM)                       | 1983-1988 | 8    | IBM 7013C (B, F)      | 70010  | 70510 (C) | 71560        | 71060 | 72650       | 71730             |
| 5.0L (Ford)                     | 1993      | 8    | (B, F)                | 70010  | 70510 (C) | 71560        | 71060 | 72650       | 71730             |
| 5.0L                            | 1991-1992 | 8    | (B, F)                | -      | -         | 71560        | 71060 | -           | -                 |
| 5.0L                            | 2000 & Up | 8    | 21622232 (D)          | -      | -         | 71430        | 71160 | -           | 71900             |
| 5.7L                            | 1982-1990 | 8    | 983453 (A)            | -      | 70580     | -            | -     | -           | -                 |
| 5.7L                            | 1982-1990 | 8    | IBM 7013C (B, F)      | 70010  | 70510 (C) | 71560        | 71060 | 72650       | 71730             |
| 5.7L                            | 1991-1992 | 8    | (B, F)                | -      | -         | 71560        | 71060 | -           | -                 |
| 5.7L                            | 2000 & Up | 8    | 21622232 (D)          | -      | -         | 71430        | 71160 | -           | 71900             |
| 5.8L (Ford)                     | 1989-1990 | 8    | (B, F)                | 70010  | 70510 (C) | 71560        | 71060 | 72650       | 71730             |
| 5.8L (Ford)                     | 1991-1992 | 8    | (B, F)                | -      | -         | 71560        | 71060 | -           | -                 |
| 7.5L                            | 1987      | 8    | (B, E)                | 70040  | 70540     | 71550        | 71030 | 72640       | 71770             |
| 7.5L                            | 1987      | 8    | (B, E)                | 70010  | 70510 (C) | -            | 71050 | 72660       | -                 |
| 7.5L                            | 1987-1989 | 8    | (B, F)                | 70010  | 70510 (C) | 71560        | 71060 | 72650       | 71730             |
| 100                             | 1972-1973 | 4    | 384720, 979858 (D)    | 70020  | -         | 71540        | 71020 | -           | -                 |
| 100                             | 1972-1973 | 4    | 980500, 982351 (D)    | 70020  | -         | 71540        | 71020 | -           | -                 |
| 110                             | 1964      | 4    | (D)                   | 70020  | -         | 71540        | 71020 | -           | -                 |
| 120                             | 1965-1986 | 4    | 383581, 384258 (D)    | 70020  | -         | 71540        | 71020 | -           | -                 |
| 140                             | 1973-1989 | 4    | 980500, 982351 (D)    | 70020  | -         | 71540        | 71020 | -           | -                 |
| 150                             | 1964-1966 | 6    | 1110309, 22 (D)       | 70030  | -         | -            | -     | -           | -                 |
| 155                             | 1967-1972 | 6    | 1110376 (D)           | 70030  | 70580     | -            | -     | -           | -                 |
| 165                             | 1972-1976 | 6    | 980156 (D)            | 70020  | -         | 71530        | 71020 | -           | -                 |
| 170                             | 1974      | 8    | (B, E)                | 70040  | 70540     | 71550        | 71030 | 72640       | 71770             |
| 170                             | 1974      | 8    | (B, E)                | 70010  | 70510 (C) | -            | 71050 | 72660       | -                 |
| 175                             | 1975-1977 | 8    | (B, E)                | 70040  | 70540     | 71550        | 71030 | 72640       | 71770             |
| 175                             | 1975-1977 | 8    | 980902 (B, E)         | 70010  | 70510 (C) | -            | 71050 | 72660       | -                 |
| 185                             | 1967-1968 | 8    | 381775 (A)            | -      | 70580     | 71580        | -     | -           | -                 |
| 185                             | 1978-1980 | 8    | (B, E)                | 70040  | 70540     | 71550        | 71030 | 72640       | 71770             |
| 185                             | 1978-1980 | 8    | 981659 (A)            | -      | 70580     | -            | -     | -           | -                 |
| 185                             | 1978-1980 | 8    | 982320 (B, E)         | 70010  | 70510     | -            | 71050 | 72660       | -                 |
| 190                             | 1974-1977 | 8    | (B, E)                | 70040  | 70540     | 71550        | 71030 | 72640       | 71770             |
| 190                             | 1974-1977 | 8    | 980902 (B, E)         | 70010  | 70510 (C) | -            | 71050 | 72660       | -                 |
| 200                             | 1966      | 9    | (D)                   | 70030  | -         | 71520        | 71010 | -           | 71700             |
| 200                             | 1967-1968 | 8    | 1111050, 1111053 (D)  | 70030  | 70580     | 71520        | 71010 | -           | 71700             |
| 200                             | 1967-1968 | 8    | 1111058, 382127 (D)   | 70030  | 70580     | 71520        | 71010 | -           | 71700             |
| 200                             | 1979-1988 | 8    | 981659 (A)            | -      | 70580     | -            | -     | -           | -                 |
| 200                             | 1979-1982 | 8    | (B, E)                | 70040  | 70540     | 71550        | 71030 | 72640       | 71770             |
| 200                             | 1979-1982 | 8    | 982320 (B, E)         | 70010  | 70510 (C) | -            | 71050 | 72660       | -                 |
| 210                             | 1968-1972 | 8    | 381775 (A)            | -      | 70580     | 71580        | -     | -           | -                 |
| 215                             | 1971      | 8    | (A)                   | -      | 70580     | 71580        | -     | -           | -                 |
| 225                             | 1978      | 8    | 981659, 982320 (A)    | -      | 70580     | -            | -     | -           | -                 |
| 225                             | 1972-1976 | 8    | 381775 (A)            | -      | 70580     | 71580        | -     | -           | -                 |
| 230                             | 1969-1978 | 8    | 981659                | -      | 70580     | -            | -     | -           | -                 |
| 230                             | 1979-1982 | 8    | (B, E)                | 70040  | 70540     | 71550        | 71030 | 72640       | 71770             |
| 230                             | 1979-1982 | 8    | 982320 (B, E)         | 70010  | 70510 (C) | -            | 71050 | 72660       | -                 |
| 230 (IB)                        | 1975-1976 | 8    | 381775 (A)            | -      | 70580     | 71580        | -     | -           | -                 |

# OMC & Volvo Penta

## IGNITION COMPONENTS APPLICATION

| Model    | Years     | Cyl. | Distributor        | Points | Condenser | Distrib. Cap | Rotor | Tune-Up Kit | Complete T-Up Kit |
|----------|-----------|------|--------------------|--------|-----------|--------------|-------|-------------|-------------------|
| 235      | 1971      | 8    | (A)                | -      | 70580     | 71580        | -     | -           | -                 |
| 235      | 1975-1977 | 8    | (B, E)             | 70040  | 70540     | 71550        | 71030 | 72640       | 71770             |
| 235      | 1975-1977 | 8    | 981080 (B, E)      | 70010  | 70510 (C) | -            | 71050 | 72660       | -                 |
| 240      | 1978      | 8    | (B, E)             | 70040  | 70540     | 71550        | 71030 | 72640       | 71770             |
| 240      | 1978      | 8    | 981080 (B, E)      | 70010  | 70510 (C) | -            | 71050 | 72660       | -                 |
| 245      | 1972-1975 | 8    | 381775 (A)         | -      | 70580     | 71850        | -     | -           | -                 |
| 250 (B)  | 1970-1974 | 8    | (A)                | -      | 70580     | 71850        | -     | -           | -                 |
| 250      | 1979      | 8    | (B, E)             | 70040  | 70540     | 71550        | 71030 | 72640       | 71770             |
| 250      | 1979      | 8    | 981080 (B, E)      | 70010  | 70510 (C) | -            | 71050 | 72660       | -                 |
| 260 (B)  | 1975-1976 | 8    | 384193 (A)         | -      | 70580     | 71580        | -     | -           | -                 |
| 260      | 1979-1982 | 8    | (B, E)             | 70040  | 70540     | 71550        | 71030 | 72640       | 71770             |
| 260      | 1979-1982 | 8    | 981659 (A)         | -      | 70580     | -            | -     | -           | -                 |
| 260      | 1979-1982 | 8    | 982320 (B)         | 70010  | 70510 (C) | -            | 71050 | 72660       | -                 |
| 262 CID  | 1989      | 6    | (B, F)             | 70010  | 70510 (C) | 71600        | 71060 | 72650       | 71750             |
| 290 JET  | 1974-1975 | 8    | (A)                | -      | 70580     | 71580        | -     | -           | -                 |
| 305 (IB) | 1977-1979 | 8    | 980680 (A)         | -      | 70580     | 71580        | -     | -           | -                 |
| 305 (IB) | 1980-1982 | 8    | 981659, 982320 (A) | -      | 70580     | -            | -     | -           | -                 |
| 350 (IB) | 1977-1979 | 8    | 981659 (A)         | -      | 70580     | 71580        | -     | -           | -                 |
| 350 (IB) | 1980-1982 | 8    | 982320 (A)         | -      | 70580     | -            | -     | -           | -                 |
| 350 CID  | 1988-1989 | 8    | (F)                | -      | 70580     | -            | -     | -           | -                 |
| 350 CID  | 1988-1989 | 8    | (B, E)             | 70010  | 70510 (C) | -            | 71050 | 72660       | -                 |
| 454 (IB) | 1977-1979 | 8    | (A)                | -      | 70580     | 71580        | -     | -           | -                 |
| 454 (IB) | 1980-1982 | 8    | 981659, 982320 (A) | -      | 70580     | -            | -     | -           | -                 |
| 460 CID  | 1988-1989 | 8    | (B, F)             | 70010  | 70510 (C) | 71560        | 71060 | 72650       | 71730             |

(A) Mallory Ignition

(B) Prestolite Ignition

(C) Wire Type use No. 70540

(D) Delco Ignition

(E) Models w/ Clip-On Dist. Cap

(F) Models w/ Screw-On Dist. Cap

(G) 90'S Model Point Ignition Only

(H) Elec. Dist. (Standard Rotation)

(I) Elec. Dist. (Counter Rotation)

(J) Contact Controlled Dist.

(K) Does Not Include Models w/ Shift Assist Module

## DISTRIBUTOR PARTS (ELECTRONIC IGNITION)

| Model                        | Years     | Distributor No. | Pick-Up | Rotor | Cap   |
|------------------------------|-----------|-----------------|---------|-------|-------|
| 351 EFI King                 | 1994      | 3854176         | 72140   | 71140 | 71640 |
| 3.0L                         | 1994      | -               | -       | 71120 | 71420 |
| 4.3L                         | 1994      | -               | -       | 71110 | 71410 |
| 5.0L EFI                     | 1994      | 3854175         | 72140   | 71140 | 71640 |
| 5.8L EFI                     | 1994      | 3854176         | 72140   | 71140 | 71640 |
| 7.4L                         | 1994      | 3855128         | N/R     | 71060 | 71560 |
| 4.3L, 4.3L H.O. (2V Models)  | 1991-1993 | 986855          | -       | 71060 | 71600 |
| 5.0L, 5.0L H.O., 5.8         | 1991-1993 | 986969, 986970  | N/R     | 71060 | 71560 |
| 3.0L, 3.0L H.O.              | 1990-1993 | 986653          | -       | 71120 | 71420 |
| 351 EFI King                 | 1993      | 987734          | 72140   | 71140 | 71640 |
| 351 King                     | 1993      | 987527          | N/R     | 71130 | 71560 |
| 5.0L EFI                     | 1993      | 987733          | 72140   | 71140 | 71640 |
| 5.8L EFI King                | 1993      | 987734          | 72140   | 71140 | 71640 |
| 5.7L OMC Cobra               | 1991-1992 | 986983          | -       | 71060 | 71560 |
| 351                          | 1992-1993 | 987527          | N/R     | 71060 | 71560 |
| 454, 454 H.O., 502           | 1992      | 987473          | N/R     | 71060 | 71560 |
| 5.7LE                        | 1992      | 986983          | N/R     | 71060 | 71560 |
| 454 H.O. (744APERGF)         | 1991      | 987473          | N/R     | 71060 | 71560 |
| 3.0, 3.0 H.O. (PWS/PWR)      | 1990      | 986653          | -       | 71120 | 71420 |
| 4.3L, 4.3L H.O. w/ Dis. Ign. | 1990      | -               | N/R     | N/R   | N/R   |



# OMC & Volvo Penta

## VOLTAGE REGULATORS

### No. 72210

OEM: 910599



OMC

### No. 72220

OEM: 841688, 841381



Volvo (1975-1989)

### No. 72230

OEM: 847605, 843547



Volvo (1976-1982)

## VOLVO POWER TRIM RELAYS

### No. 73010

OEM: 876039



5 Terminal  
AQ 175,200,225D, 260, 290A

### No. 73020

OEM: 876037



5 Terminal  
AQ 270,280

### No. 72360

OEM: 586730



## VOLTAGE REGULATORS

| Model       | Year    | GLM No.               | Model      | Year | GLM No.               |
|-------------|---------|-----------------------|------------|------|-----------------------|
| Volvo Penta | 1975-89 | <a href="#">72220</a> | 3.8L - OMC | 1988 | <a href="#">72210</a> |
| Volvo Penta | 1976-82 | <a href="#">72230</a> | 4.3L - OMC | 1988 | <a href="#">72210</a> |
| 2.5L - OMC  | 1988    | <a href="#">72210</a> | 5.0L - OMC | 1988 | <a href="#">72210</a> |
| 3.0L - OMC  | 1988    | <a href="#">72210</a> | 5.7L - OMC | 1988 | <a href="#">72210</a> |

## STARTER SOLENOID

| Model           | Year      | GLM No.               | Model          | Year | GLM No.               |
|-----------------|-----------|-----------------------|----------------|------|-----------------------|
| 5.0L, 5.0L H.O. | 1989-1991 | <a href="#">72360</a> | 335 Cobra      | 1987 | <a href="#">72360</a> |
| 5.8L            | 1989-1991 | <a href="#">72360</a> | 340 King Cobra | 1987 | <a href="#">72360</a> |
| 460 King Cobra  | 1989-1990 | <a href="#">72360</a> | 7.5L           | 1987 | <a href="#">72360</a> |
| 2.3L            | 1987-1990 | <a href="#">72360</a> |                |      |                       |

## TRIM SOLENOID

| Model                    | Year      | GLM No.               | Model                     | Year      | GLM No.               |
|--------------------------|-----------|-----------------------|---------------------------|-----------|-----------------------|
| 351 King Cobra           | 1992-1993 | <a href="#">72360</a> | 5.7L                      | 1990-1992 | <a href="#">72360</a> |
| 502                      | 1992-1993 | <a href="#">72360</a> | 5.7LE OMC Cobra           | 1990-1992 | <a href="#">72360</a> |
| 3.0L, 3.0L H.O.          | 1991-1993 | <a href="#">72360</a> | 350 OMC King Cobra        | 1988-1991 | <a href="#">72360</a> |
| 4.3L                     | 1991-1993 | <a href="#">72360</a> | 370, 460 CIVIC King Cobra | 1989-1990 | <a href="#">72360</a> |
| 5.0L, 5.0L H.O., 5.8     | 1991-1993 | <a href="#">72360</a> |                           |           |                       |
| 454, 454 H.O. King Cobra | 1990-1993 | <a href="#">72360</a> |                           |           |                       |
| 4.3L H.O.                | 1990-1993 | <a href="#">72360</a> |                           |           |                       |
| 351 EF1 King Cobra       | 1993      | <a href="#">72360</a> |                           |           |                       |
| 5.0L, 5.8L EFI           | 1993      | <a href="#">72360</a> |                           |           |                       |
|                          |           |                       |                           |           |                       |
|                          |           |                       |                           |           |                       |



WATERCRAFTMANUALS.COM

# Section 14

---

## OMC & Volvo Penta Engine Gaskets Rear Main Oil Seals

|   |     |
|---|-----|
| <i>Head Gaskets</i> .....                   | 138 |
| <i>Intake Manifold Gaskets</i> .....        | 139 |
| <i>Valve Cover Gaskets</i> .....            | 139 |
| <i>Lifter Side Cover Gaskets</i> .....      | 140 |
| <i>Oil Pan Gaskets</i> .....                | 140 |
| <i>Timing Chain Cover Gasket Kits</i> ..... | 140 |
| <i>Timing Chain Cover Gaskets</i> .....     | 141 |
| <i>Crank Shaft Oil Seals</i> .....          | 141 |
| <i>Distributor Gaskets</i> .....            | 141 |
| <i>Engine Gasket Kits</i> .....             | 142 |



# OMC & Volvo Penta

## HEAD GASKETS

### Chevy V8

#### No. 36160

OEM: 914971, 841207, 856474

Chevy  
305/350 CID engines  
(5.0 & 5.7L)



#### No. 36110

OEM: 914849

Chevy  
454 CID engines  
(7.4L)



### Ford V8

#### No. 36170

OEM: 916221

Ford  
351 CID engines  
(5.8L)



#### No. 36120

OEM: 912766

Ford  
460 CID engines  
(7.5L)



### Chevy Inline 6

#### No. 36140

OEM: 908237

Chevy  
250 CID engines  
6-Cyl (4.1L)




### Chevy V6

#### No. 36100

OEM: 3854299

Chevy  
262 CID engines  
(4.3L)



### Buick V6

#### No. 36190

OEM: 985662

Buick  
231 CID engines  
(1964-1972)



### Chevy 4-Cylinder

#### No. 36150

OEM: 914812

Chevy  
181 CID engines  
(3.0L)



#### No. 36130

OEM: 311210

Chevy  
153 CID engines  
(2.5L)



### Volvo 4-Cylinder

#### No. 36090

OEM: 1378646

4-Cyl.  
AQ145 Engine














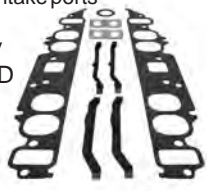










#### No. 36080

OEM: 1378645

4-Cyl.  
AQ120B, 125A,  
140A, BB140A



# OMC & Volvo Penta

| INTAKE MANIFOLD GASKETS  |  |   |   |
|--|--|---|---|
| <p><b>No. 32680</b><br/>OEM: 912471</p> <p>Ford<br/>140 CID<br/>2.3L</p>                                | <p><b>No. 31570</b><br/>OEM: 908079</p> <p>Chevy<br/>4-Cyl, 181, 3.0L<br/>(1968-82)</p>                                     | <p><b>No. 33580</b><br/>OEM: 3853256</p> <p>Chevy<br/>4-Cyl<br/>(1996 &amp; Up)</p>        | <p><b>No. 30345</b><br/>OEM:<br/>27-824326002</p> <p>4.3L<br/>(1996 &amp; Up)</p>      |
| <p><b>No. 30347</b><br/>OEM: 27-807473A1</p> <p>5.0/5.7L<br/>(1996 &amp; Up)</p>                        | <p><b>No. 33940</b><br/>OEM: 312737</p> <p>Buick<br/>V6<br/>(1964-72)</p>   | <p><b>No. 30349</b><br/>OEM: 312737</p> <p>Chevy<br/>V6</p>                                 | <p><b>No. 30351</b><br/>OEM: N/A</p> <p>Chevy<br/>V6</p>                               |
| <p><b>No. 39200</b></p> <p>Ford<br/>302 CID<br/>5.0L</p>   | <p><b>No. 36280</b></p> <p>Ford<br/>351CID<br/>5.8L</p>    | <p><b>No. 30860</b></p> <p>Chevy<br/>305/350 CID<br/>5.0/5.7L<br/>(1997 &amp; Below)</p>  | <p><b>No. 39170</b><br/>with oval intake ports</p> <p>Chevy<br/>454 CID<br/>7.4L</p>  |
| VALVE COVER GASKETS  |  |   |   |
| <p><b>No. 32210</b><br/>OEM: 3852693</p> <p>GM<br/>153/181 CID<br/>2.5/3.0L</p>                       | <p><b>No. 30356</b><br/>OEM: 27-851040</p> <p>GM<br/>3.0L<br/>(1998 &amp; Up)</p>   | <p><b>No. 30340</b><br/>OEM: N/A</p> <p>GM<br/>250 CID<br/>4.1L</p>                      | <p><b>No. 30359</b><br/>OEM: 3854300</p> <p>GM<br/>262 CID<br/>4.3L</p>              |
| <p><b>No. 30353</b><br/>OEM: 912965</p> <p>GM<br/>305/350 CID<br/>5.0/5.7<br/>(1986 &amp; Below)</p>  | <p><b>No. 30357</b><br/>OEM: 3852687<br/>(1987 &amp; Up)</p> <p>GM<br/>305/350 CID<br/>5.0/5.7L<br/>(1987 &amp; Up)</p>  | <p><b>No. 30470</b><br/>OEM: 3852818</p> <p>Ford<br/>302/351 CID<br/>5.0/5.8L</p>        |   |
| <p><b>No. 30350</b><br/>OEM: 3853513</p> <p>GM<br/>454/502 CID<br/>7.4/8.2</p>                        | <p><b>No. 30358</b><br/>OEM: 3854942<br/>(1996 &amp; Up)</p> <p>GM<br/>4.3L w/ plastic<br/>valve cover</p>               | <p><b>No. 33040</b><br/>OEM: 912768</p> <p>Ford<br/>460 CID<br/>7.5L</p>                 |   |

# OMC & Volvo Penta

## LIFTER SIDE COVER GASKETS

**No. 30100**

OEM: 3852692

153 & 181 CID  
Push Rod Cover



**No. 30120**

OEM: N/A

140/150/  
160 /165  
6-Cyl.



**No. 32640**

OEM: 3856443

120/140  
4-Cyl.  
w/ stamped cover



## OIL PAN GASKETS

**No. 39470**

OEM: 508886

GM  
153/181CID  
2.5L &  
3.0L



**No. 39460**

OEM: N/A

Chevy  
229 CID  
3.8L, V6



**No. 39130**

OEM: N/A

GM  
250 CID, 4.1L  
165 Inline 6-Cyl.



**No. 39840**

OEM: 3852655

Chevy  
262 CID  
4.3L, V6



**No. 39860**

OEM: 3855801

Chevy  
4.3L, V6



**No. 39850**

OEM: 3852664

GM  
305/350 CID  
5.0/5.7L  
(1986 & Up)



**No. 39490**

OEM: N/A

GM  
454/502CID, 7.4L & 8.2L  
Mark IV  
(1991 & Below)



**No. 39540**

OEM: N/A

Universal Type  
GM 262,265,267,283,302,305,327,  
350 & 400 Small Block Engines  
(1986 & Below)



**No. 39160**

OEM: N/A

Ford  
302 CID  
5.0L



**No. 39500**

OEM: N/A

Ford  
351CID  
5.8L



**No. 30370**

OEM: 3851981

Drain Plug - Oil Pan



## TIMING CHAIN COVER GASKET KITS

**No. 39710**

OEM: N/A

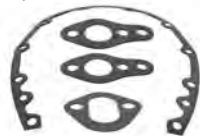
Chevy 4-Cyl. & Inline 6



**No. 39730**

OEM: N/A

Chevy 262 4.3L CID V6



**No. 39740**

OEM: N/A

(1991  
& Below)

Chevy 454 CID engines



**No. 39720**

OEM: N/A

(1997  
& Below)

Chevy 305 & 350 CID



# OMC & Volvo Penta

| TIMING CHAIN COVER GASKETS   |  |   |  |
|--|--|---|--|
| <p><b>No. 30360</b><br/>OEM: 3852691</p>  <p>4 &amp; 6-Cyl. Chevy<br/>Timing Chain Cover</p>    | <p><b>No. 30530</b><br/>OEM: N/A<br/>(1997 &amp; Below)</p>  <p>Chevy V6 &amp; SB V8<br/>Timing Chain Cover</p> | <p><b>No. 30440</b><br/>OEM: N/A<br/>(1991 &amp; Below)</p>  <p>Chevy 454 CID<br/>Timing Chain Cover</p>              | <p><b>No. 30460</b><br/>OEM: N/A</p>  <p>Ford V8<br/>Timing Chain Cover</p>                   |
| CRANK SHAFT OIL SEALS  |  |   |  |
| <p><b>No. 85780</b><br/>OEM: 3853341<br/>One Piece<br/>(1996 &amp; Below)</p>  <p>All Chevy</p> | <p><b>No. 85490</b><br/>OEM: 473424<br/>Two Piece<br/>(1985 &amp; Below)</p>  <p>All Chevy</p>                  | <p><b>No. 85790</b><br/>OEM: 3852657<br/>One Piece<br/>(1986 &amp; Up)</p>  <p>4.3/5.0/5.7L<br/>Standard Rotation</p> | <p><b>No. 85960</b><br/>OEM: 460571<br/>Two Piece<br/>(1986 &amp; Below)</p>  <p>7.4/8.2L</p> |
| <p><b>No. 85980</b><br/>OEM: 913746</p>  <p>Ford 351 CID</p>                                  | <p><b>No. 30354</b><br/>OEM: 3852656</p>  <p>V6, 305, 350<br/>Rear Main Seal<br/>Retainer Cover Gasket</p>    | <p><b>No. 30110</b><br/>OEM: 3852658</p>  <p>4 &amp; 6-Cyl Chevy Oil Pump<br/>Cover Gasket</p>                      | <p><b>No. 30490</b><br/>OEM: N/A</p>  <p>Oil Pump Mounting<br/>Gasket</p>                   |
| DISTRIBUTOR GASKETS  |  |   |  |
| <p><b>No. 32040</b><br/>OEM: N/A</p>  <p>Mallory<br/>V8 Distributor Cap</p>                   | <p><b>No. 32030</b><br/>OEM: N/A<br/><i>DISCONTINUED</i></p>  <p>Prestolite<br/>Distributor Cap</p>           | <p><b>No. 31370</b><br/>OEM: 3852109</p>  <p>V6 &amp; V8 Chevy<br/>Distributor Mounting</p>                         | <p><b>No. 32300</b><br/>OEM: N/A</p>  <p>4-Cyl.<br/>Distributor Mounting</p>                |



# OMC & Volvo Penta

## ENGINE OVERHAUL GASKET KIT

### No. 39021

OEM: N/A



4.3L (1996 & Up)

### No. 39022

OEM: N/A



5.7L (1996 & Up)

## CYLINDER HEAD GASKET KITS

### No. 39810

OEM: N/A

Chevy 2.5L,  
153CID, 110,  
120HP  
(1965-1985)



### No. 39661

OEM: N/A

Chevy 2.5L  
(1968-1982)



### No. 39662

OEM: N/A

Chevy 3.0L  
(1968-1982)



### No. 39820

OEM: N/A

Chevy 3.0L,  
181CID,  
140HP  
(1973-1988)



### No. 39663

OEM: N/A

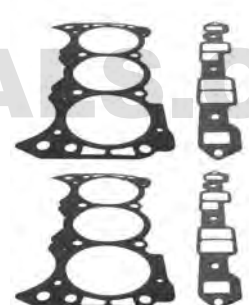
Chevy 3.0L  
(1991 & Up)



### No. 39830

OEM: 985662

Buick V6  
3.8L,  
231CID  
(1964-1972)



### No. 39660

OEM: 27-47453A1

All Chevy  
250 CID,  
165 HP



### No. 39654

OEM: 503796

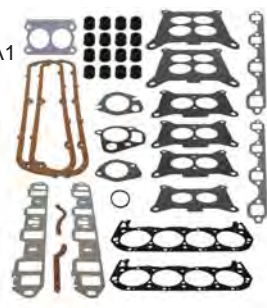
Chevy 4.3L  
(1996 & Below)



### No. 39670

OEM: 27-56110A1

Ford 5.0L,  
302 CID



### No. 39690

OEM: 27-75611A2

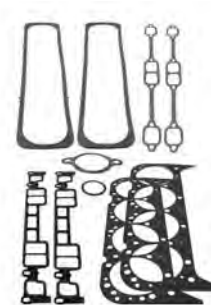
Chevy 5.0L,  
305, 5.7L,  
350 CID  
(1997 & Below)



### No. 39652

OEM: 27-75611A03

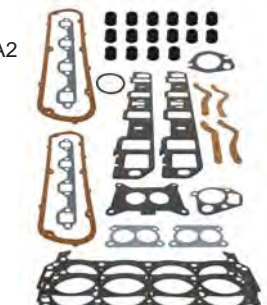
Chevy V8 S.B.  
305/350/377 CID  
(1996 & Up)



### No. 39680

OEM: 27-64763A2

Ford 5.8L,  
351 CID





# Section 15

---

## Volvo Penta AQ Drive Sterndrives & Transom Assemblies Up to 1993

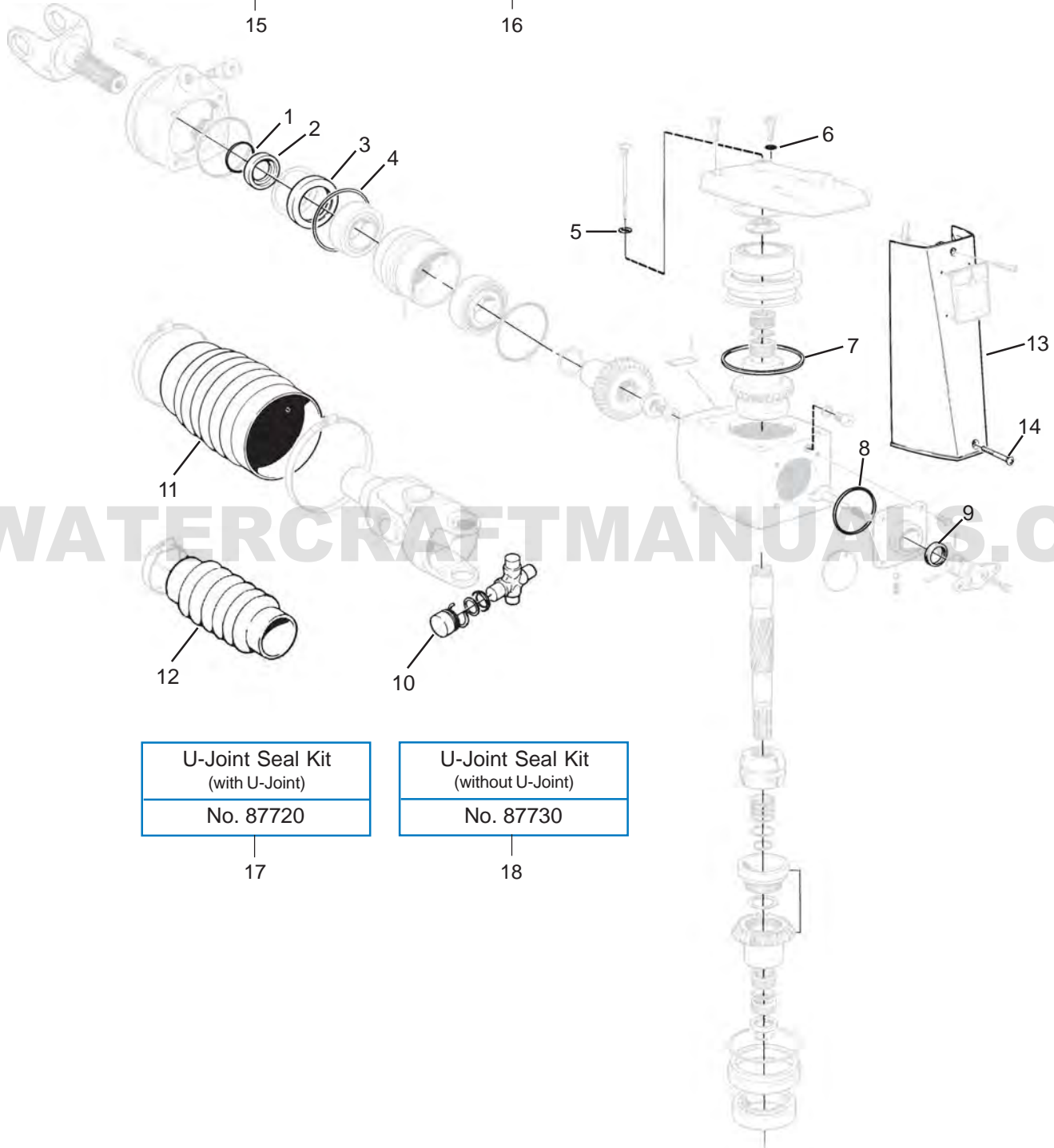
|   |         |
|---|---------|
| <i>Upper Gear Housing Breakdown .....</i>   | 144-145 |
| <i>Lower Gear Housing Breakdown .....</i>   | 146-147 |
| <i>Intermediate Housing Breakdown .....</i> | 148-149 |
| <i>Transom Assembly Breakdown .....</i>     | 150-151 |
| <i>Gear Housing Seal Kits .....</i>         | 152     |
| <i>Intermediate Housing Parts .....</i>     | 153     |
| <i>Tilt Bushings .....</i>                  | 153     |
| <i>U-Joints &amp; Bellows .....</i>         | 154     |
| <i>Exhaust Bellows - External .....</i>     | 154     |
| <i>Drive Cover .....</i>                    | 154     |
| <i>Transom Assembly Parts .....</i>         | 154     |

# Volvo Penta - AQ

## UPPER HOUSING

|                                      |
|--------------------------------------|
| Seal Kit<br>(AQ 200-290, AQSP, AQDP) |
| No. 87760                            |

|                                      |
|--------------------------------------|
| Seal Kit<br>(AQ 280-290, AQSP, AQDP) |
| No. 87820                            |



|                                    |
|------------------------------------|
| U-Joint Seal Kit<br>(with U-Joint) |
| No. 87720                          |

|                                       |
|---------------------------------------|
| U-Joint Seal Kit<br>(without U-Joint) |
| No. 87730                             |

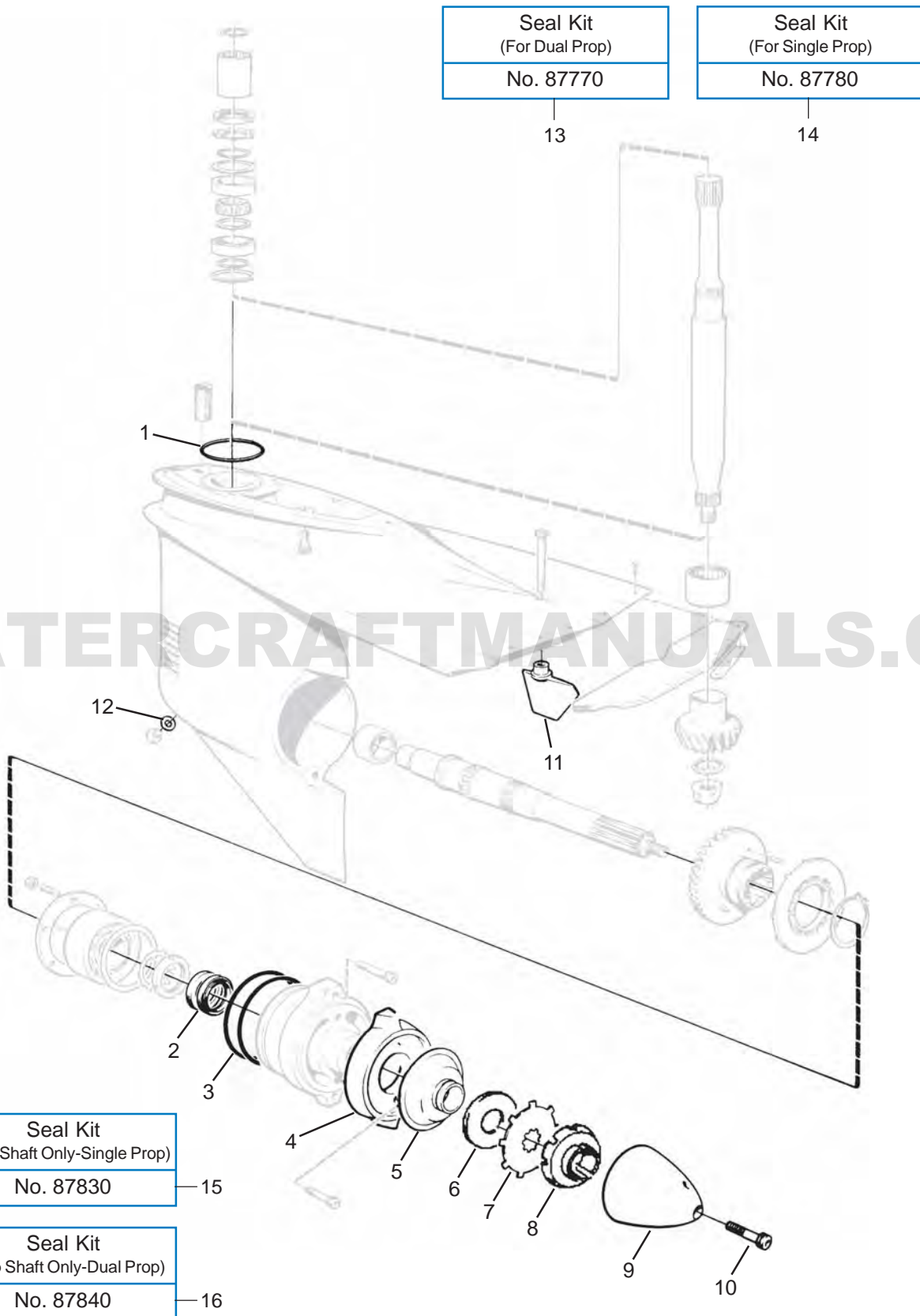
17

18



# Volvo Penta - AQ

## LOWER HOUSING



WATERCRAFTMANUALS.COM





# Volvo Penta - AQ

## INTERMEDIATE HOUSING

Steer Stem Repair Kit  
(AQ 200-290)

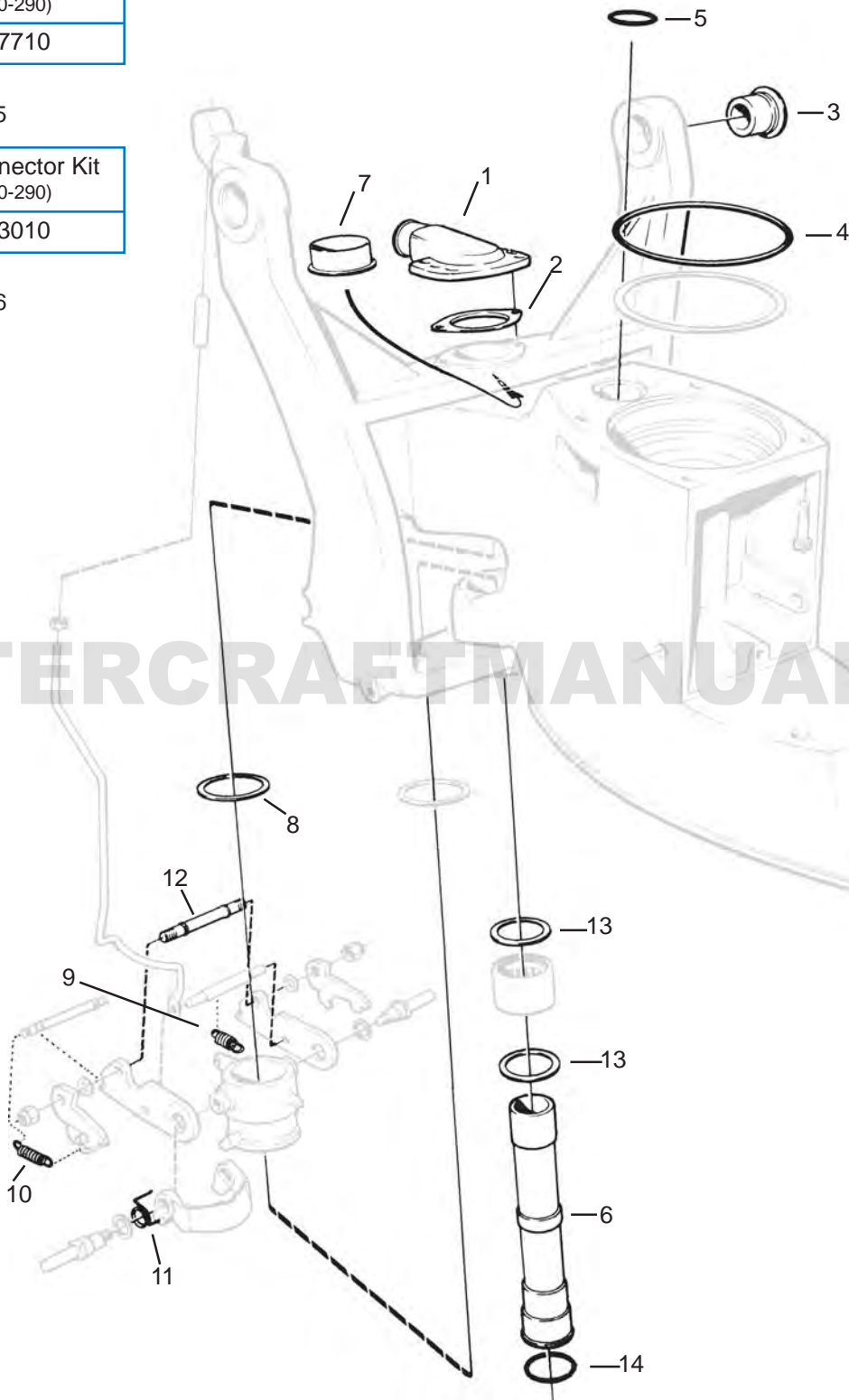
No. 87710

15

Hose Connector Kit  
(AQ 200-290)

No. 23010

16

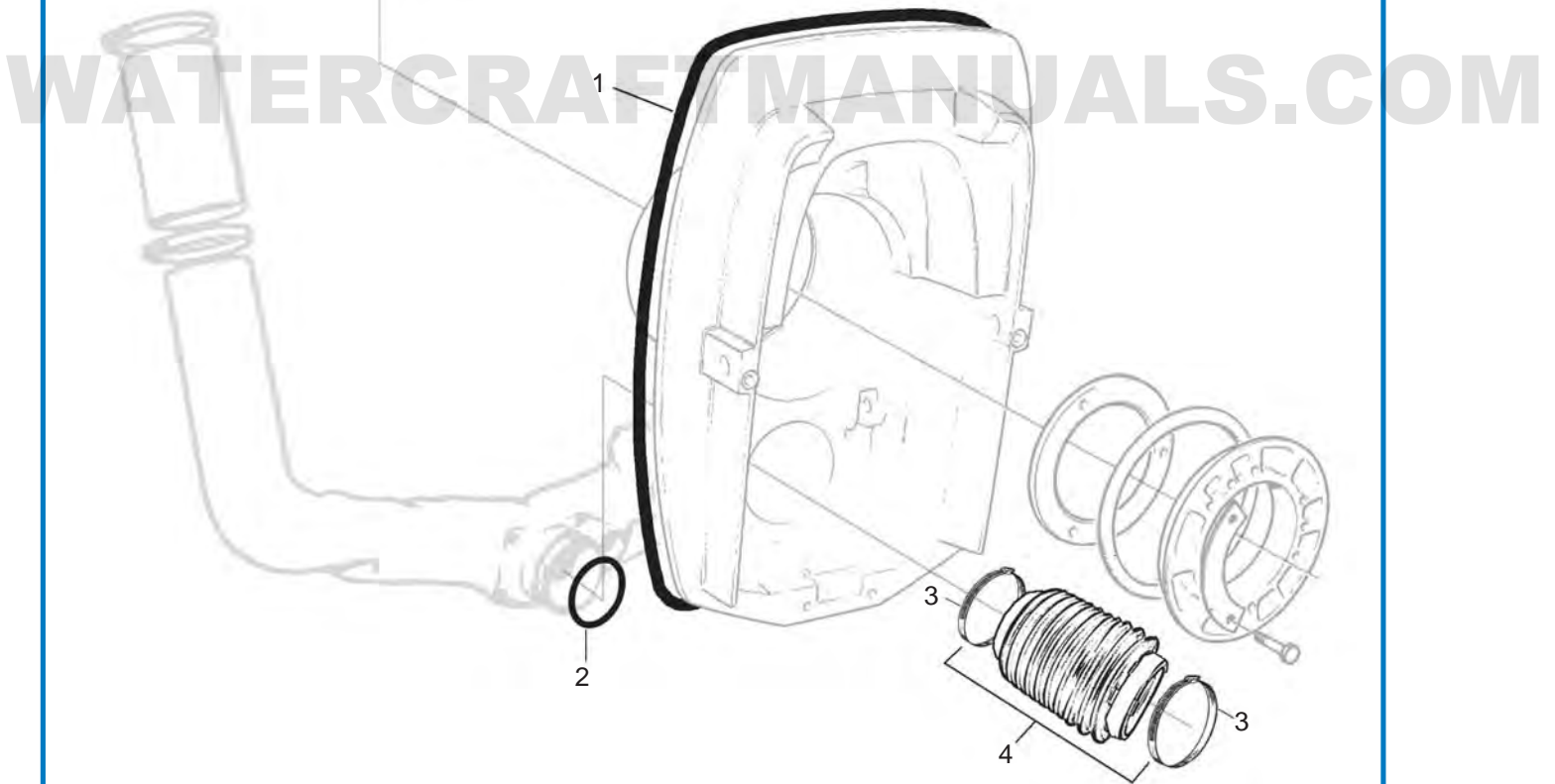
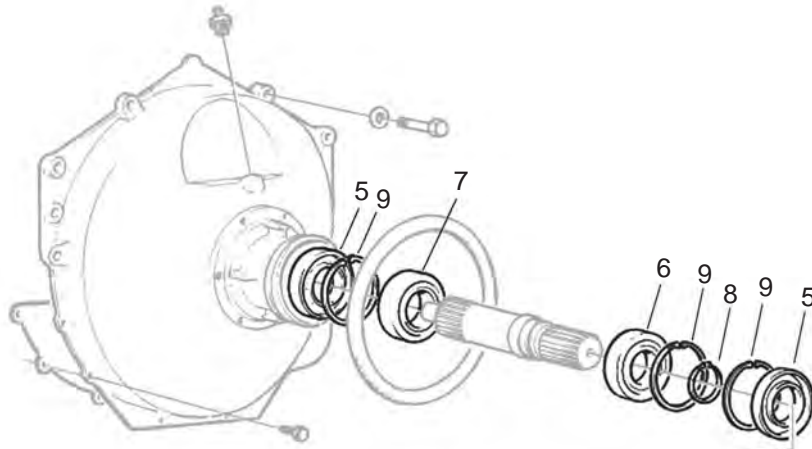


WATERCRAFTMANUALS.COM



# Volvo Penta - AQ

## TRANSOM ASSEMBLY





# Volvo Penta - AQ

## LOWER GEAR HOUSING SEAL KITS

**No. 87780**

OEM: 876268



Single Prop  
AQ 200-AQ 290, AQSP

**No. 87770**

OEM: 876267



Dual Prop  
AQ 280DP, 290DP, AQDP

**No. 87830**

OEM: N/A



Prop Shaft Only - Single Prop  
AQ 200-AQ 290, AQSP

**No. 87840**

OEM: N/A



Prop Shaft Only - Dual Prop  
AQ 280DP, 290DP, AQDP

## UPPER GEAR HOUSING SEAL KITS

**No. 87760**

OEM: 876266



AQ 200-290, AQSP, AQDP

**No. 87820**

OEM: N/A



AQ 280-290, AQSP, AQDP

## COMPLETE UPPER & LOWER GEAR HOUSING SEAL KITS

**No. 87700**

OEM: 875192

Includes:  
87760  
87780



Single Prop

**No. 87790**

OEM: 875741

Includes:  
87760  
87770



Dual Prop



# Volvo Penta - AQ

## INTERMEDIATE HOUSING

### No. 87710

STEER STEM REPAIR KIT  
OEM: N/A

Kit contains:

| GLM   | OEM    | Item            |
|-------|--------|-----------------|
| 45010 | 125017 | O-Ring          |
| 87070 | 181620 | Seal            |
| 23020 | 814356 | Gasket          |
| 23130 | 814388 | Plastic Bushing |
| 23180 | 814390 | Plastic Washer  |
| 23090 | 826341 | Plastic Bushing |
| 23010 | 832846 | Hose Connector  |
| 45090 | 925256 | O-Ring          |
| 45110 | 941820 | O-Ring          |



Fits 200 thru 290

### No. 23055

PIPE - WATER  
OEM: 814386

Intermediate Housing



200 thru 290

### No. 23130

SWIVEL BUSHING - FOR PIPE  
OEM: 814388



Electric Tilt  
250, 270, 275, 280

### No. 23180

PLASTIC WASHER  
OEM: 814390



### No. 23020

RUBBER GASKET  
OEM: 814356



### No. 23010

HOSE CONNECTOR  
OEM: 832846, 851452



Comes with gasket

AQ 200-290

### No. 23011

HOSE CONNECTOR  
OEM: 854031



AQ 200-290

### No. 23013

HOSE CONNECTOR - PLASTIC  
OEM: 872752



DP, DPD, DPE, DPG, DPH, DPX

## TILT BUSHINGS

### No. 23090

TILT BUSHINGS  
OEM: 826341, 876278



All with Electric Tilt

### No. 23091

TILT BUSHINGS  
OEM: 832820



Power Trim  
AQ270T, 280T

### No. 23092

TILT BUSHINGS  
OEM: 853223



Power Trim  
AQ 290, SP, DP

### No. 23093

TILT BUSHINGS  
OEM: 872096



Power Trim  
DPE, DPX-S1, DPX,  
DP-C1, DP-D1

### No. 35010

OEM: 853936



Tilt Motor Gasket

### No. 23080

SETTING PIN  
OEM: 814301



### No. 23190

NYLON  
OEM: 941855



### No. 23174

SHAFT - REVERSE LOCK  
OEM: 814419, 814499



AQ290, A, DP, SP-A,  
SP-A1, SP-A2, DP-A,  
DP-A1, DP-A2, DP-B1

### No. 23170

SPRING KIT -  
REVERSE LOCK  
OEM: N/A



### No. 23171

SPRING  
OEM: 814332



### No. 23172

SPRING  
OEM: 832534



### No. 23173

SPRING  
OEM: 814396



# Volvo Penta - AQ

| <p><b>No. 23100</b><br/>AQ DRIVE COVER<br/>OEM: 832570</p>  <p><b>No. 23230</b><br/>SCREW<br/>OEM: 941816</p>  | <p><b>No. 89010</b><br/>EXHAUST BELLOW KIT<br/>OEM: 850004, 875828</p> <p>With Flapper</p>  | <p><b>No. 89020</b><br/>EXHAUST BELLOW KIT<br/>OEM: 875380, 875848</p> <p>Without Flapper</p>   | <p><b>No. 89030</b><br/>UNIVERSAL JOINT<br/>BELLOW KIT<br/>OEM: 875826</p>       |  |       |        |        |       |        |             |       |        |             |       |        |      |       |        |            |       |        |        |       |        |        |       |        |        |   |  |     |     |      |       |        |        |       |        |             |       |        |      |       |        |        |       |        |        |       |        |        |       |        |        |
|---|--|---|---|--|-------|--------|--------|-------|--------|-------------|-------|--------|-------------|-------|--------|------|-------|--------|------------|-------|--------|--------|-------|--------|--------|-------|--------|--------|---|--|-----|-----|------|-------|--------|--------|-------|--------|-------------|-------|--------|------|-------|--------|--------|-------|--------|--------|-------|--------|--------|-------|--------|--------|
| <p><b>No. 87720</b><br/>U-JOINT SEAL KIT (WITH U-JOINT)<br/>OEM: N/A</p> <p>Kit contains:</p> <table border="1"> <thead> <tr> <th>GLM</th> <th>OEM</th> <th>Item</th> </tr> </thead> <tbody> <tr> <td>45010</td> <td>125017</td> <td>O-Ring</td> </tr> <tr> <td>23030</td> <td>832675</td> <td>Seal Washer</td> </tr> <tr> <td>28020</td> <td>853255</td> <td>U-Joint (2)</td> </tr> <tr> <td>87030</td> <td>853670</td> <td>Seal</td> </tr> <tr> <td>45090</td> <td>925256</td> <td>O-Ring (2)</td> </tr> <tr> <td>45100</td> <td>925259</td> <td>O-Ring</td> </tr> <tr> <td>45120</td> <td>955974</td> <td>O-Ring</td> </tr> <tr> <td>45160</td> <td>956000</td> <td>O-Ring</td> </tr> </tbody> </table>  <p>AQ 270-290, AQ SP, AQ DP</p> |  | GLM   | OEM   | Item   | 45010 | 125017 | O-Ring | 23030 | 832675 | Seal Washer | 28020 | 853255 | U-Joint (2) | 87030 | 853670 | Seal | 45090 | 925256 | O-Ring (2) | 45100 | 925259 | O-Ring | 45120 | 955974 | O-Ring | 45160 | 956000 | O-Ring | <p><b>No. 87730</b><br/>U-JOINT SEAL KIT (WITHOUT U-JOINT)<br/>OEM: N/A</p> <p>Kit contains:</p> <table border="1"> <thead> <tr> <th>GLM</th> <th>OEM</th> <th>Item</th> </tr> </thead> <tbody> <tr> <td>45010</td> <td>125017</td> <td>O-Ring</td> </tr> <tr> <td>23030</td> <td>832675</td> <td>Seal Washer</td> </tr> <tr> <td>87030</td> <td>853670</td> <td>Seal</td> </tr> <tr> <td>45090</td> <td>925256</td> <td>O-Ring</td> </tr> <tr> <td>45100</td> <td>925259</td> <td>O-Ring</td> </tr> <tr> <td>45120</td> <td>955974</td> <td>O-Ring</td> </tr> <tr> <td>45160</td> <td>956000</td> <td>O-Ring</td> </tr> </tbody> </table>  <p>AQ 270-290, AQ SP, AQ DP</p> |  | GLM | OEM | Item | 45010 | 125017 | O-Ring | 23030 | 832675 | Seal Washer | 87030 | 853670 | Seal | 45090 | 925256 | O-Ring | 45100 | 925259 | O-Ring | 45120 | 955974 | O-Ring | 45160 | 956000 | O-Ring |
| GLM   | OEM  | Item  |   |  |       |        |        |       |        |             |       |        |             |       |        |      |       |        |            |       |        |        |       |        |        |       |        |        |   |  |     |     |      |       |        |        |       |        |             |       |        |      |       |        |        |       |        |        |       |        |        |       |        |        |
| 45010   | 125017   | O-Ring  |   |  |       |        |        |       |        |             |       |        |             |       |        |      |       |        |            |       |        |        |       |        |        |       |        |        |   |  |     |     |      |       |        |        |       |        |             |       |        |      |       |        |        |       |        |        |       |        |        |       |        |        |
| 23030   | 832675   | Seal Washer   |   |  |       |        |        |       |        |             |       |        |             |       |        |      |       |        |            |       |        |        |       |        |        |       |        |        |   |  |     |     |      |       |        |        |       |        |             |       |        |      |       |        |        |       |        |        |       |        |        |       |        |        |
| 28020   | 853255   | U-Joint (2)   |   |  |       |        |        |       |        |             |       |        |             |       |        |      |       |        |            |       |        |        |       |        |        |       |        |        |   |  |     |     |      |       |        |        |       |        |             |       |        |      |       |        |        |       |        |        |       |        |        |       |        |        |
| 87030   | 853670   | Seal  |   |  |       |        |        |       |        |             |       |        |             |       |        |      |       |        |            |       |        |        |       |        |        |       |        |        |   |  |     |     |      |       |        |        |       |        |             |       |        |      |       |        |        |       |        |        |       |        |        |       |        |        |
| 45090   | 925256   | O-Ring (2)  |   |  |       |        |        |       |        |             |       |        |             |       |        |      |       |        |            |       |        |        |       |        |        |       |        |        |   |  |     |     |      |       |        |        |       |        |             |       |        |      |       |        |        |       |        |        |       |        |        |       |        |        |
| 45100   | 925259   | O-Ring  |   |  |       |        |        |       |        |             |       |        |             |       |        |      |       |        |            |       |        |        |       |        |        |       |        |        |   |  |     |     |      |       |        |        |       |        |             |       |        |      |       |        |        |       |        |        |       |        |        |       |        |        |
| 45120   | 955974   | O-Ring  |   |  |       |        |        |       |        |             |       |        |             |       |        |      |       |        |            |       |        |        |       |        |        |       |        |        |   |  |     |     |      |       |        |        |       |        |             |       |        |      |       |        |        |       |        |        |       |        |        |       |        |        |
| 45160   | 956000   | O-Ring  |   |  |       |        |        |       |        |             |       |        |             |       |        |      |       |        |            |       |        |        |       |        |        |       |        |        |   |  |     |     |      |       |        |        |       |        |             |       |        |      |       |        |        |       |        |        |       |        |        |       |        |        |
| GLM   | OEM  | Item  |   |  |       |        |        |       |        |             |       |        |             |       |        |      |       |        |            |       |        |        |       |        |        |       |        |        |   |  |     |     |      |       |        |        |       |        |             |       |        |      |       |        |        |       |        |        |       |        |        |       |        |        |
| 45010   | 125017   | O-Ring  |   |  |       |        |        |       |        |             |       |        |             |       |        |      |       |        |            |       |        |        |       |        |        |       |        |        |   |  |     |     |      |       |        |        |       |        |             |       |        |      |       |        |        |       |        |        |       |        |        |       |        |        |
| 23030   | 832675   | Seal Washer   |   |  |       |        |        |       |        |             |       |        |             |       |        |      |       |        |            |       |        |        |       |        |        |       |        |        |   |  |     |     |      |       |        |        |       |        |             |       |        |      |       |        |        |       |        |        |       |        |        |       |        |        |
| 87030   | 853670   | Seal  |   |  |       |        |        |       |        |             |       |        |             |       |        |      |       |        |            |       |        |        |       |        |        |       |        |        |   |  |     |     |      |       |        |        |       |        |             |       |        |      |       |        |        |       |        |        |       |        |        |       |        |        |
| 45090   | 925256   | O-Ring  |   |  |       |        |        |       |        |             |       |        |             |       |        |      |       |        |            |       |        |        |       |        |        |       |        |        |   |  |     |     |      |       |        |        |       |        |             |       |        |      |       |        |        |       |        |        |       |        |        |       |        |        |
| 45100   | 925259   | O-Ring  |   |  |       |        |        |       |        |             |       |        |             |       |        |      |       |        |            |       |        |        |       |        |        |       |        |        |   |  |     |     |      |       |        |        |       |        |             |       |        |      |       |        |        |       |        |        |       |        |        |       |        |        |
| 45120   | 955974   | O-Ring  |   |  |       |        |        |       |        |             |       |        |             |       |        |      |       |        |            |       |        |        |       |        |        |       |        |        |   |  |     |     |      |       |        |        |       |        |             |       |        |      |       |        |        |       |        |        |       |        |        |       |        |        |
| 45160   | 956000   | O-Ring  |   |  |       |        |        |       |        |             |       |        |             |       |        |      |       |        |            |       |        |        |       |        |        |       |        |        |   |  |     |     |      |       |        |        |       |        |             |       |        |      |       |        |        |       |        |        |       |        |        |       |        |        |
| <p><b>No. 28020</b><br/>U-JOINT<br/>OEM: 853455</p>  <p>Heavy Duty</p>   | <p><b>No. 28040</b><br/>U-JOINT<br/>OEM: 3860232</p>  <p>External Lock-ring Style</p>     | <p><b>No. 23030</b><br/>SEAL WASHER<br/>OEM: 832675</p>  <p>AQ 270-290,<br/>AQ SP, AQ DP</p>   | <p><b>No. 87020</b><br/>SEAL<br/>OEM: 958860-9</p>  <p>For Flywheel Housing</p> | <p><b>No. 87030</b><br/>SEAL<br/>OEM: 853670</p>  <p>For Flywheel Housing</p> |       |        |        |       |        |             |       |        |             |       |        |      |       |        |            |       |        |        |       |        |        |       |        |        |   |  |     |     |      |       |        |        |       |        |             |       |        |      |       |        |        |       |        |        |       |        |        |       |        |        |
| <p><b>TOP COVER GASKETS</b></p>   |  | <p><b>TRANSOM MOUNT SEAL</b></p>  |   |  |       |        |        |       |        |             |       |        |             |       |        |      |       |        |            |       |        |        |       |        |        |       |        |        |   |  |     |     |      |       |        |        |       |        |             |       |        |      |       |        |        |       |        |        |       |        |        |       |        |        |
| <p><b>No. 87010</b><br/>OEM: 832669</p>    | <p><b>No. 87011</b><br/>OEM: 814168</p>   | <p><b>No. 86713</b><br/>TRANSOM<br/>MOUNT SEAL<br/>OEM: 852868</p>  <p>AQ 290, A, DP, SP-A, SP-A1, SP-A2, SP-C, SP-C1, DP-A1, DP-A2, DP-B, DP-B1, DP-C, DP-C1, DP-D, DP-D1, DPX</p> |   |  |       |        |        |       |        |             |       |        |             |       |        |      |       |        |            |       |        |        |       |        |        |       |        |        |   |  |     |     |      |       |        |        |       |        |             |       |        |      |       |        |        |       |        |        |       |        |        |       |        |        |

# Section 16

---

## Volvo Penta

### Aluminum Anodes, Prop Hardware, Size Charts & Quick Reference

|  |                |
|--|----------------|
| <i>Aluminum Anode Kits .....</i>                                   | <i>156</i>     |
| <i>Aluminum Anodes.....</i>  | <i>157</i>     |
| <i>Prop Service Kits &amp; Thrust Rings - Volvo Penta AQ .....</i> | <i>158</i>     |
| <i>Oil Seal Shaft &amp; Bore Size Chart .....</i>                  | <i>159</i>     |
| <i>Oil Seal Applications .....</i>                                 | <i>160</i>     |
| <i>O-ring Size Chart .....</i>                                     | <i>161</i>     |
| <i>Quick Reference - Engine Side .....</i>                         | <i>162-169</i> |
| <i>Quick Reference - Drive Side .....</i>                          | <i>170-172</i> |

# Volvo Penta

## ALUMINUM ANODE KITS

### No. 12894

ALUMINUM ANODE KIT  
OEM: N/A



AQ200

### No. 12895

ALUMINUM ANODE KIT  
OEM: N/A



AQ250, 270, 270T, 275

### No. 12896

ALUMINUM ANODE KIT  
OEM: N/A



AQ280, 280T, 280PT

### No. 12897

ALUMINUM ANODE KIT  
OEM: N/A



AQ290, 290A

### No. 12898

ALUMINUM ANODE KIT  
OEM: N/A



AQ280DP

### No. 12899

ALUMINUM ANODE KIT  
OEM: N/A



AQ290DP

### No. 12933

ALUMINUM ANODE KIT  
OEM: N/A



DPH-A/B

### No. 12948

ALUMINUM ANODE KIT  
OEM: N/A



DPR-A/B

### No. 12921

ALUMINUM ANODE KIT  
OEM: N/A



SX-S, C, R, M, DP-S, SM

### No. 12938

ALUMINUM ANODE KIT  
OEM: N/A



SXA-DPSA



# Volvo Penta

## ALUMINUM ANODES

|   |  |  |   |
|---|--|--|---|
| <p><b>No. 12783</b><br/>ALUMINUM ANODE<br/>OEM: 875810</p>  <p>AQ100, 100B, 100S</p>     | <p><b>No. 12786</b><br/>ALUMINUM ANODE<br/>OEM: 875812</p>  <p>AQ110S</p>             | <p><b>No. 12781</b><br/>ALUMINUM ANODE<br/>OEM: 876286</p>  <p>AQ120S, 120SB</p>                     | <p><b>No. 12785</b><br/>ALUMINUM ANODE<br/>OEM: 875809</p>  <p>AQ200</p>   |
| <p><b>No. 12784</b><br/>ALUMINUM ANODE<br/>OEM: 875805</p>  <p>AQ250, 270, 270T, 275</p> | <p><b>No. 12788</b><br/>ALUMINUM ANODE<br/>OEM: 875821</p>  <p>AQ280DP, 290DP</p>     | <p><b>No. 12787</b><br/>ALUMINUM ANODE<br/>OEM: 875815</p>  <p>AQ280, 280T, 280PT,<br/>290, 290A</p> | <p><b>No. 12780</b><br/>ALUMINUM ANODE<br/>OEM: 832598</p>  <p>AQ200, 250, 270,<br/>275, 280, 280DP</p>                        |
| <p><b>No. 12782</b><br/>ALUMINUM ANODE<br/>OEM: 852835</p>  <p>AQ290, 290DP</p>        | <p><b>No. 12778</b><br/>ALUMINUM ANODE<br/>OEM: 872793</p>  <p>290, 290DP, DP-X</p> | <p><b>No. 12777</b><br/>ALUMINUM ANODE<br/>OEM: 3855411</p>  <p>Cobra SX, DP-S/SI</p>              | <p><b>No. 12699</b><br/>ALUMINUM ANODE<br/>OEM: 3854130</p>  <p>Cobra SX</p>   |
| <p><b>No. 12681</b><br/>ALUMINUM ANODE<br/>OEM: 3852970</p>  <p>Cobra SX</p>           | <p><b>No. 12973</b><br/>ALUMINUM ANODE<br/>OEM: 3588748</p>  <p>DPH-A/B</p>         | <p><b>No. 12972</b><br/>ALUMINUM ANODE<br/>OEM: 3588770</p>  <p>DPH-A/B, DPR-A/B</p>               | <p><b>No. 12974</b><br/>ALUMINUM ANODE<br/>OEM: 3589876</p>  <p>DPR-A/B</p>  |
| <p><b>No. 12854</b><br/>ALUMINUM ANODE<br/>OEM: 873395</p>  <p>DPX</p>                 | <p><b>No. 12975</b><br/>ALUMINUM ANODE<br/>OEM: 3888816</p>  <p>SXA-DPSA</p>        | <p><b>No. 12976</b><br/>ALUMINUM ANODE<br/>OEM: 3888813</p>  <p>SXA-DPSA</p>                       | <p><b>No. 12789</b><br/>ALUMINUM ANODE<br/>OEM: 838929</p>  <p>Diesel Engine, MD19, 21, 27,<br/>29, 32, AQ30, 31, 40, 41</p> |



# Volvo Penta

## PROP SERVICE KITS & THRUST RINGS - VOLVO PENTA AQ

### Prop Service Kits - Quick Reference Guide

| Kit No.<br>Part No.                | No. 23120<br>PROPSERVICEKIT | No. 23121<br>PROPSERVICEKIT | No. 23122<br>PROPSERVICEKIT | No. 23123<br>PROPSERVICEKIT | No. 23124<br>PROPSERVICEKIT |
|------------------------------------|-----------------------------|-----------------------------|-----------------------------|-----------------------------|-----------------------------|
| <b>No. 23070</b><br>PLASTIC WASHER | ✓                           |                             |                             | ✓                           | ✓                           |
| <b>No. 23060</b><br>TAB WASHER     | ✓                           | ✓                           | ✓                           |                             |                             |
| <b>No. 23050</b><br>SPACER WASHER  | ✓                           | ✓                           | ✓                           | ✓                           |                             |
| <b>No. 23040</b><br>PROPCONE       | ✓                           | ✓                           | ✓                           | ✓                           | ✓                           |
| <b>No. 23240</b><br>SCREW          | ✓                           |                             | ✓                           | ✓                           | ✓                           |

### Prop Service Kits

|  |   |  |
|--|---|--|
| <b>No. 23120</b><br>PROPSERVICEKIT<br>OEM: N/A<br>   | <b>No. 23123</b><br>PROPSERVICEKIT<br>OEM: N/A<br>  |  |
| <b>No. 23121</b><br>PROPSERVICEKIT<br>OEM: N/A<br> | <b>No. 23122</b><br>PROPSERVICEKIT<br>OEM: N/A<br> | <b>No. 23124</b><br>PROPSERVICEKIT<br>OEM: N/A<br> |

### Prop Service Kit Components

|  |  |   |   |   |
|--|--|---|---|---|
| <b>No. 23070</b><br>PLASTIC WASHER<br>OEM: 850888<br> | <b>No. 23060</b><br>PROPLock<br>TAB WASHER<br>OEM: 897367<br> | <b>No. 23050</b><br>SPACER WASHER<br>OEM: 854047<br> | <b>No. 23040</b><br>PROPCONE<br>OEM: 854045<br>with No. 23240 Screw<br> | <b>No. 23240</b><br>SCREW<br>OEM: 850889<br> |
|--|--|---|---|---|

### Thrust Rings

|   |   |  |   |  |
|---|---|--|---|--|
| <b>No. 23150</b><br>THRUST RING<br>OEM: 839423<br><br>280-290 SP | <b>No. 23151</b><br>THRUST RING<br>OEM: 872082<br><br>SP Fishing Line Cutter | <b>No. 23160</b><br>THRUST RING<br>OEM: 839534<br><br>250, 270, 275 | <b>No. 23152</b><br>THRUST RING<br>OEM: 3858457<br><br>DP | <b>No. 23153</b><br>THRUST RING<br>OEM: 3858458<br><br>DP |
|---|---|--|---|--|

# OMC

## OIL SEALS

| GLM No.                     | OEM No. | Shaft Size | Bore Size | GLM No. | OEM No. | Shaft Size | Bore Size |
|-----------------------------|---------|------------|-----------|---------|---------|------------|-----------|
| <b>Table By OEM Numbers</b> |         |            |           |         |         |            |           |
| 86350                       | 302564  | 0.7813     | 1.3750    | 86510   | 324639  | 0.4375     | 0.9375    |
| 86360                       | 303345  | 0.5625     | 1.0000    | 86750   | 326716  | 0.7500     | 1.3750    |
| 86380                       | 305987  | 1.0000     | 1.3750    | 86450   | 327031  | 0.4375     | 0.8750    |
| 86370                       | 309989  | 1.3750     | 2.0000    | 86240   | 329922  | 0.8750     | 1.3750    |
| 85110                       | 310599  | 1.0000     | 1.5000    | 86250   | 329923  | 0.8750     | 1.3750    |
| 86040                       | 310649  | 2.5000     | 3.0000    | 86030   | 330137  | 1.1250     | 1.6250    |
| 86390                       | 313282  | 0.5540     | 1.0625    | 86270   | 330327  | 0.6250     | 1.1250    |
| 86740                       | 313283  | 0.8125     | 1.3125    | 86790   | 331103  | 1.1250     | 1.6250    |
| 86410                       | 313284  | 0.6250     | 1.1250    | 86460   | 332205  | 0.7500     | 1.1250    |
| 86050                       | 313353  | 1.9375     | 2.4375    | 86520   | 332261  | 0.6250     | 1.3750    |
| 85010                       | 313392  | 1.1875     | 1.8750    | 86470   | 332942  | 1.6250     | 2.0625    |
| 86400                       | 314167  | 0.4219     | 0.9375    | 86810   | 334950  | 1.2500     | 1.6875    |
| 86120                       | 318972  | 0.5000     | 0.8750    | 86440   | 339620  | 1.6250     | 2.1250    |
| 85130                       | 320862  | 1.1875     | 1.6875    | 86011   | 341280  | 0.8750     | 1.3750    |
| 85120                       | 321453  | 0.8750     | 1.2500    | 86012   | 314281  | 1.2500     | 1.6875    |
| 86150                       | 321459  | 0.6250     | 1.1250    | 86590   | 908855  | 0.6250     | 1.0000    |
| 86160                       | 321466  | 0.7500     | 1.1250    | 86070   | 911019  | 1.0000     | 2.5000    |
| 86060                       | 321467  | 1.0000     | 1.3750    | 86530   | 911685  | 2.0000     | 2.5000    |
| 86170                       | 321480  | 0.5000     | 1.2500    | 86550   | 911788  | 1.0000     | 1.3750    |
| 86180                       | 321481  | 0.6875     | 1.2500    | 86010   | 981195  | 1.5000     | 2.1250    |
| 86420                       | 321786  | 0.6250     | 1.1250    | 86080   | 981196  | 1.7500     | 2.5000    |
| 86190                       | 321787  | 0.6250     | 1.1250    | 86090   | 981268  | 1.6250     | 2.5000    |
| 86430                       | 321788  | 0.5000     | 1.0000    | 87100   | 3852272 | 45MM       | 75MM      |
| 86760                       | 321831  | 0.7500     | 1.2500    | 86610   | 3853655 | 0.5000     | 0.9062    |
| 86770                       | 321895  | 1.6250     | 1.9219    | 87110   | 3853858 | 25MM       | 35MM      |
| 86200                       | 321928  | 0.6250     | 1.3750    | 86260   | 3858303 | 1.2500     | 1.7500    |
| <b>Table By Shaft Size</b>  |         |            |           |         |         |            |           |
| 86400                       | 314167  | 0.4219     | 0.9375    | 86250   | 329923  | 0.8750     | 1.3750    |
| 86450                       | 327031  | 0.4375     | 0.8750    | 87110   | 3853858 | 25mm       | 35mm      |
| 86510                       | 324639  | 0.4375     | 0.9375    | 85110   | 310599  | 1.0000     | 1.5000    |
| 86120                       | 318972  | 0.5000     | 0.8750    | 86060   | 321467  | 1.0000     | 1.3750    |
| 86170                       | 321480  | 0.5000     | 1.2500    | 86070   | 911019  | 1.0000     | 2.5000    |
| 86430                       | 321788  | 0.5000     | 1.0000    | 86380   | 305987  | 1.0000     | 1.3750    |
| 86610                       | 3853655 | 0.5000     | 0.9062    | 86550   | 911788  | 1.0000     | 1.3750    |
| 86390                       | 313282  | 0.5540     | 1.0625    | 86030   | 330137  | 1.1250     | 1.6250    |
| 86360                       | 303345  | 0.5625     | 1.0000    | 86790   | 331103  | 1.1250     | 1.6250    |
| 86410                       | 313284  | 0.6250     | 1.1250    | 85010   | 313392  | 1.1875     | 1.8750    |
| 86150                       | 321459  | 0.6250     | 1.1250    | 85130   | 320862  | 1.1875     | 1.6875    |
| 86190                       | 321787  | 0.6250     | 1.1250    | 86012   | 314281  | 1.2500     | 1.6875    |
| 86200                       | 321928  | 0.6250     | 1.3750    | 86810   | 334950  | 1.2500     | 1.6875    |
| 86270                       | 330327  | 0.6250     | 1.1250    | 86260   | 385830  | 1.2500     | 1.7500    |
| 86420                       | 321786  | 0.6250     | 1.1250    | 86370   | 309989  | 1.3750     | 2.0000    |
| 86520                       | 332261  | 0.6250     | 1.3750    | 86010   | 981195  | 1.5000     | 2.1250    |
| 86590                       | 908855  | 0.6250     | 1.0000    | 86090   | 981268  | 1.6250     | 2.5000    |
| 86180                       | 321481  | 0.6875     | 1.2500    | 86440   | 339620  | 1.6250     | 2.1250    |
| 86160                       | 321466  | 0.7500     | 1.1250    | 86470   | 332942  | 1.6250     | 2.0625    |
| 86460                       | 332205  | 0.7500     | 1.1250    | 86770   | 321895  | 1.6250     | 1.9219    |
| 86750                       | 326716  | 0.7500     | 1.3750    | 86080   | 981196  | 1.7500     | 2.5000    |
| 86760                       | 321831  | 0.7500     | 1.2500    | 87100   | 3852272 | 45mm       | 75mm      |
| 86350                       | 302564  | 0.7813     | 1.3750    | 86050   | 313353  | 1.9375     | 2.4375    |
| 86740                       | 313283  | 0.8125     | 1.3125    | 86530   | 911685  | 2.0000     | 2.5000    |
| 85120                       | 321453  | 0.8750     | 1.2500    | 86040   | 310649  | 2.5000     | 3.0000    |
| 86011                       | 341280  | 0.8750     | 1.3750    |         |         |            |           |
| 86240                       | 329922  | 0.8750     | 1.3750    |         |         |            |           |

# OMC

## OIL SEAL APPLICATIONS

| Model  | Years     | GLM No. | Application      | Qty. | Model  | Years     | GLM No. | Application      | Qty. |
|--|-----------|---------|------------------|------|--|-----------|---------|------------------|------|
| <b>Cobra Transom Mount</b>                   |           |         |                  |      | <b>Stringer Mount Lower Gearcase Cont...</b>                 |           |         |                  |      |
| 262 - 460                                    | 1988-1990 | 86560   | Driveshaft       | 1    | 110/120 (B)  | 1964-1967 | 85110   | Brg. Retainer    | 1    |
| 350 - 460                                    | 1988      | 86550   | Pivot Shaft      | 2    | 120-245  | 1968-1977 | 85110   | Brg. Ret.-Lower  | 2    |
| 2.3L - 7.5L                                  | 1986-1988 | 86550   | Pivot Shaft      | 2    | 120-260  | 1978-1981 | 86060   | Brg. Ret.-Lower  | 2    |
| 2.3L - 7.5L                                  | 1986-1990 | 86550   | Driveshaft       | 1    | 120/140  | 1978-1981 | 86030   | Prop Shaft       | 2    |
| <b>Cobra Upper Gearcase</b>                  |           |         |                  |      | 155 (C)  | 1967      | 86050   | Brg. Ret.-Middle | 2    |
| 262 - 460                                    | 1988-1989 | 86530   | Brg. Carrier     | 1    | 155 (C)  | 1967      | 86040   | Brg. Ret.-Upper  | 1    |
| 262 - 460                                    | 1988-1990 | 86610   | Pump Shaft       | 1    | 185-260  | 1978-1981 | 85130   | Prop Shaft       | 2    |
| 2.3L - 7.5L                                  | 1986-1990 | 86610   | Pump Shaft       | 1    | 210-260 (D)  | 1972-1975 | 86070   | Impeller Hsg.    | 1    |
| 2.3L-7.5L (A)                                | 1986-1990 | 86530   | Brg. Carrier     | 1    | 230/260 (D)  | 1976      | 86060   | Impeller Hsg.    | 1    |
| (A) 5,7L 1990 574 AMPWS, ARPWS               |           |         |                  |      | 305/350/454 (D)  | 1977-1978 | 86060   | Impeller Hsg.    | 1    |
| <b>Cobra Lower Gearcase</b>                  |           |         |                  |      | 2.5L/3.0L  | 1982-1986 | 86030   | Prop Shaft       | 2    |
| 262 - 460                                    | 1988-1989 | 85130   | Prop Shaft       | 2    | 2.5L-5.7L  | 1981-1986 | 86040   | Brg. Ret.-Upper  | 1    |
| 2.3L   | 1990      | 86030   | Prop Shaft       | 2    | 2.5L-5.7L  | 1981-1986 | 86050   | Brg. Ret.-Middle | 2    |
| 2.3L - 3.0L                                  | 1986-1989 | 86030   | Prop Shaft       | 2    | 2.5L-5.7L  | 1981-1986 | 86060   | Brg. Ret.-Lower  | 2    |
| 3.0L   | 1990      | 85130   | Prop Shaft       | 2    | 3.8L-5.7L  | 1981-1986 | 85130   | Prop Shaft       | 2    |
| 4.3L - 7.5L                                  | 1986-1990 | 85130   | Prop Shaft       | 2    | (A) 110,120 HP (1964-67) Heavy Duty Drive (B) Standard Drive |           |         |                  |      |
| <b>Stringer Mount Upper Gearcase</b>         |           |         |                  |      | <b>Stringer Mount Intermediate Housing</b>                   |           |         |                  |      |
| 80 - 245                                     | 1968-1972 | 86090   | Ball Gear        | 1    | 80-235   | 1964-1971 | 86370   | Ball Gear-Outer  | 1    |
| 80 - 260                                     | 1969-1981 | 86090   | Impeller Hsg     | 2    | 80-245   | 1964-1972 | 86030   | Ball Gear-Inner  | 1    |
| 88 - 200                                     | 1964-1966 | 86370   | Ball Gear        | 1    | 80-260 (B)   | 1964-1980 | 86070   | Clutch           | 1    |
| 90 (C)                                       | 1967      | 86370   | Ball Gear        | 1    | 100-245  | 1972      | 86370   | Ball Gear-Outer  | 2    |
| 90 (D)                                       | 1967      | 86090   | Ball Gear        | 1    | 100-260  | 1973-1979 | 85010   | Ball Gear-Inner  | 1    |
| 100 - 245                                    | 1972-1973 | 86090   | Ball Gear        | 1    | 100-260  | 1973-1981 | 86010   | Ball Gear-Outer  | 2    |
| 100 - 260                                    | 1973-1981 | 86080   | Ball Gear        | 2    | 120-260  | 1980-1981 | 85010   | Ball Gear-Inner  | 2    |
| 120 (A)                                      | 1967      | 86090   | Ball Gear        | 1    | 120-260 (A)  | 1980-1981 | 86060   | Clutch           | 2    |
| 120 (B)                                      | 1967      | 86370   | Ball Gear        | 1    | 2.5L-5.7L  | 1981-1986 | 86060   | Clutch           | 2    |
| 120 (A)                                      | 1967      | 86090   | Impeller Hsg     | 2    | 2.5L-5.7L  | 1981-1986 | 85010   | Ball Gear-Inner  | 2    |
| 120 - 210                                    | 1968      | 86090   | Impeller Hsg     | 2    | (A) 120, 140 1980C Models 185-260 1980 K & U Models.         |           |         |                  |      |
| 155  | 1967      | 86090   | Impeller Hsg     | 2    | (B) C Models IN 1980.  |           |         |                  |      |
| 155 (E)                                      | 1967      | 86370   | Ball Gear        | 1    | <b>Notes:</b>  |           |         |                  |      |
| 155  | 1967      | 86090   | Ball Gear        | 1    |  |           |         |                  |      |
| 185  | 1967      | 86370   | Ball Gear        | 1    |  |           |         |                  |      |
| 200 (F)                                      | 1967      | 86370   | Ball Gear        | 1    |  |           |         |                  |      |
| 200 (G)                                      | 1967      | 86090   | Impeller Hsg     | 2    |  |           |         |                  |      |
| 200 (G)                                      | 1967      | 86090   | Ball Gear        | 1    |  |           |         |                  |      |
| 2.5L - 5.7L                                  | 1981-1986 | 86080   | Ball Gear        | 2    |  |           |         |                  |      |
| 2.5L - 5.7L                                  | 1981-1986 | 86090   | Impeller Hsg     | 2    |  |           |         |                  |      |
| (A) CU,CUE 16C Models (E) HU,HUE 15S Models  |           |         |                  |      |  |           |         |                  |      |
| (B) CU 15S Models (F) TU,TUE 15S Models      |           |         |                  |      |  |           |         |                  |      |
| (C) DU, DUE 14D Models (G) TU,TUE 16C Models |           |         |                  |      |  |           |         |                  |      |
| (D) DU,DUE 15S Models                        |           |         |                  |      |  |           |         |                  |      |
| <b>Stringer Mount Lower Gearcase</b>         |           |         |                  |      |  |           |         |                  |      |
| 80 / 90                                      | 1968-1971 | 86070   | Brg. Ret.-Lower  | 2    |  |           |         |                  |      |
| 80 / 90                                      | 1968-1971 | 86070   | Prop shaft       | 2    |  |           |         |                  |      |
| 88 / 90                                      | 1964-1968 | 85110   | Brg. Retainer    | 1    |  |           |         |                  |      |
| 80-260                                       | 1968-1981 | 86040   | Brg Ret.-Upper   | 1    |  |           |         |                  |      |
| 80-260                                       | 1968-1981 | 86050   | Brg. Ret.-Middle | 2    |  |           |         |                  |      |
| 110-200 (A)                                  | 1964-1967 | 85110   | Brg. Retainer    | 2    |  |           |         |                  |      |
| 11 0-245 (A)                                 | 1964-1977 | 85110   | Prop Shaft       | 2    |  |           |         |                  |      |



# OMC

## O-RINGS

| GLM                         | OEM    | I.D.   | O.D.   | W.     | GLM   | OEM    | I.D.    | O.D.   | W.     | GLM   | OEM     | I.D.   | O.D.    | W.   |
|-----------------------------|--------|--------|--------|--------|-------|--------|---------|--------|--------|-------|---------|--------|---------|------|
| <b>Table By OEM Numbers</b> |        |        |        |        |       |        |         |        |        |       |         |        |         |      |
| 80120                       | 202893 | 3/8    | 1/2    | 1/16   | 81230 | 309731 | 1-3/16  | 1-3/8  | 3/32   | 81100 | 329381  | 3/8    | 9/16    | 3/32 |
| 81070                       | 310824 | 7/32   | 13/32  | 3/32   | 82250 | 310327 | 1-7/8   | 2-1/8  | 1/8    | 80100 | 332583  | 1/4    | 3/8     | 1/16 |
| 45230                       | 301877 | 31/128 | 73/128 | 21/128 | 82390 | 310414 | 3-5/8   | 3-7/8  | 1/8    | 80100 | 332584  | 1/4    | 3/8     | 1/16 |
| 81170                       | 301967 | 13/16  | 1      | 3/32   | 82100 | 310584 | 3/4     | 1      | 1/8    | 81080 | 333572  | 1/4    | 7/16    | 3/32 |
| 82260                       | 302337 | 2      | 2-1/4  | 1/8    | 81160 | 310585 | 3/4     | 15/16  | 3/32   | 81450 | 338518  | 2-9/16 | 2-3/4   | 3/32 |
| 82170                       | 302493 | 1-3/16 | 1-7/16 | 1/8    | 81160 | 310967 | 3/4     | 15/16  | 3/32   | 81300 | 338522  | 1-5/8  | 1-13/16 | 3/32 |
| 81260                       | 302537 | 1-3/8  | 1-9/16 | 3/32   | 80180 | 311338 | 3/4     | 7/8    | 1/16   | 81120 | 339543  | 1/2    | 11/16   | 3/32 |
| 82140                       | 302540 | 1      | 1-1/4  | 1/8    | 82480 | 313175 | 4-3/4   | 5      | 1/8    | 82360 | 553126  | 3-1/4  | 3-1/2   | 1/8  |
| 82240                       | 302588 | 1-3/4  | 2      | 1/8    | 81310 | 313340 | 1-11/16 | 1-7/8  | 3/32   | 81220 | 554545  | 1-1/8  | 1-5/16  | 3/32 |
| 81100                       | 303067 | 3/8    | 9/16   | 3/32   | 82370 | 313446 | 3-3/8   | 3-5/8  | 1/8    | 81550 | 908194  | 4      | 4-3/16  | 3/32 |
| 80110                       | 303191 | 5/16   | 7/16   | 1/16   | 81340 | 313754 | 1-7/8   | 2-1/16 | 3/32   | 81440 | 908383  | 2-1/2  | 2-11/16 | 3/32 |
| 81110                       | 303347 | 7/16   | 5/8    | 3/32   | 80220 | 314491 | 1       | 1-1/8  | 1/16   | 81140 | 909047  | 5/8    | 13/16   | 3/32 |
| 82150                       | 303360 | 1-1/16 | 1-5/16 | 1/8    | 81380 | 314728 | 2-1/8   | 2-5/16 | 3/32   | 41120 | 909048  | 1/2    | 11/16   | 3/32 |
| 80140                       | 304174 | 1/2    | 5/8    | 1/16   | 80100 | 317178 | 1/4     | 3/8    | 1/16   | 42140 | 909139  | 1      | 1-1/4   | 1/8  |
| 82400                       | 305123 | 3-3/4  | 4      | 1/8    | 45200 | 318372 | 8mm     | 16mm   | 4mm    | 80230 | 909140  | 1-1/16 | 1-3/16  | 1/16 |
| 82080                       | 305146 | 5/8    | 7/8    | 1/8    | 83250 | 318717 | 1-1/2   | 1-7/8  | 3/16   | 81280 | 909316  | 1-1/2  | 1-11/16 | 3/32 |
| 82030                       | 305242 | 5/16   | 9/16   | 1/8    | 83200 | 319085 | 1-1/8   | 1-1/12 | 3/16   | 81090 | 909747  | 5/16   | 1/2     | 3/32 |
| 82230                       | 305270 | 1-5/8  | 1-7/8  | 1/8    | 81330 | 319662 | 1-13/16 | 2      | 3/32   | 82520 | 910238  | 5-1/4  | 5-1/2   | 1/8  |
| 80100                       | 305739 | 1/4    | 3/8    | 1/16   | 82130 | 320140 | 15/16   | 1-3/16 | 1/8    | 82250 | 910582  | 1-7/8  | 2-1/8   | 1/8  |
| 82310                       | 307082 | 2-5/8  | 2-7/8  | 1/8    | 82320 | 320303 | 2-3/4   | 3      | 1/8    | 80100 | 911311  | 1/4    | 3/8     | 1/16 |
| 80130                       | 307450 | 7/16   | 9/16   | 1/16   | 80080 | 321117 | 3/16    | 5/16   | 1/16   | 82380 | 911686  | 3-1/2  | 3-3/4   | 1/8  |
| 80090                       | 307853 | 7/32   | 11/32  | 1/16   | 81250 | 322501 | 1-5/16  | 1-1/2  | 3/32   | 82430 | 911700  | 4-1/8  | 4-3/8   | 1/8  |
| 82350                       | 308621 | 3-1/8  | 3-3/8  | 1/8    | 80090 | 322598 | 7/32    | 11/32  | 1/16   | 81210 | 911718  | 1-1/16 | 1-1/4   | 3/32 |
| 81290                       | 308458 | 1-9/16 | 1-3/4  | 3/32   | 81140 | 322649 | 5/8     | 13/16  | 3/32   | 81230 | 911871  | 1-3/16 | 1-3/8   | 3/32 |
| 81190                       | 308624 | 15/16  | 1-1/8  | 3/32   | 82460 | 326741 | 4-1/2   | 4-3/4  | 1/8    | 45080 | 925093  | 70mm   | 76mm    | 3mm  |
| 81270                       | 308626 | 1-7/16 | 1-5/8  | 3/32   | 82440 | 326849 | 4-1/4   | 4-1/2  | 1/8    | 81180 | 3852565 | 7/8    | 1-1/6   | 3/32 |
| 82280                       | 308627 | 2-1/4  | 2-1/2  | 1/8    | 45230 | 326956 | 31/128  | 73/128 | 21/128 |       |         |        |         |      |
| 81400                       | 308876 | 2-1/4  | 2-7/16 | 3/32   | 81140 | 329380 | 5/8     | 13/16  | 3/32   |       |         |        |         |      |


### Table By Nominal Size

|       |        |        |        |      |       |         |         |         |      |       |        |        |        |        |
|-------|--------|--------|--------|------|-------|---------|---------|---------|------|-------|--------|--------|--------|--------|
| 80080 | 321117 | 3/16   | 5/16   | 1/16 | 81170 | 301967  | 13/16   | 1       | 3/32 | 82170 | 302493 | 1-3/16 | 1-7/16 | 1/8    |
| 80090 | 307853 | 7/32   | 11/32  | 1/16 | 81180 | 3852565 | 7/8     | 1-1/16  | 3/32 | 82230 | 305270 | 1-5/8  | 1-7/8  | 1/8    |
| 80090 | 322598 | 7/32   | 11/32  | 1/16 | 81190 | 308624  | 15/16   | 1-1/8   | 3/32 | 82240 | 302588 | 1-3/4  | 2      | 1/8    |
| 80100 | 305739 | 1/4    | 3/8    | 1/16 | 81210 | 911718  | 1-1/16  | 1-1/4   | 3/32 | 82250 | 310327 | 1-7/8  | 2-1/8  | 1/8    |
| 80100 | 317178 | 1/4    | 3/8    | 1/16 | 81220 | 554545  | 1-1/8   | 1-5/16  | 3/32 | 82250 | 910582 | 1-7/8  | 2-1/8  | 1/8    |
| 80100 | 332583 | 1/4    | 3/8    | 1/16 | 81230 | 309731  | 1-3/16  | 1-3/8   | 3/32 | 82260 | 302337 | 2      | 2-1/4  | 1/8    |
| 80100 | 332584 | 1/4    | 3/8    | 1/16 | 81230 | 911871  | 1-3/16  | 1-3/8   | 3/32 | 82280 | 308627 | 2-1/4  | 2-1/2  | 1/8    |
| 80100 | 911311 | 1/4    | 3/8    | 1/16 | 81250 | 322501  | 1-5/16  | 1-1/2   | 3/32 | 83210 | 307082 | 2-5/8  | 2-7/8  | 1/8    |
| 80110 | 303191 | 5/16   | 7/16   | 1/16 | 81260 | 302537  | 1-3/8   | 1-9/16  | 3/32 | 82320 | 320303 | 2-3/4  | 3      | 1/8    |
| 80120 | 202893 | 3/8    | 1/2    | 1/16 | 81270 | 308626  | 1-7/16  | 1-5/8   | 3/32 | 82350 | 308621 | 3-1/8  | 3-3/8  | 1/8    |
| 80130 | 307450 | 7/16   | 9/16   | 1/16 | 81280 | 909316  | 1-1/2   | 1-11/16 | 3/32 | 82360 | 553126 | 3-1/4  | 3-1/2  | 1/8    |
| 80140 | 304174 | 1/2    | 5/8    | 1/16 | 81290 | 308458  | 1-9/16  | 1-3/4   | 3/32 | 82370 | 313446 | 3-3/8  | 3-5/8  | 1/8    |
| 80180 | 311338 | 3/4    | 7/8    | 1/16 | 81300 | 338522  | 1-5/8   | 1-13/16 | 3/32 | 82380 | 911686 | 3-1/2  | 3-3/4  | 1/8    |
| 80220 | 314491 | 1      | 1-1/8  | 1/16 | 81310 | 313340  | 1-11/16 | 1-7/8   | 3/32 | 82390 | 310414 | 3-5/8  | 3-7/8  | 1/8    |
| 80230 | 909140 | 1-1/16 | 1-3/16 | 1/16 | 81330 | 319662  | 1-13/16 | 2       | 3/32 | 82400 | 305123 | 3-3/4  | 4      | 1/8    |
| 41120 | 909048 | 1/2    | 11/16  | 3/32 | 81340 | 313754  | 1-7/8   | 2-1/16  | 3/32 | 82430 | 911700 | 4-1/8  | 4-3/8  | 1/8    |
| 80170 | 301824 | 7/32   | 13/32  | 3/32 | 81380 | 314728  | 2-1/8   | 2-5/16  | 3/32 | 82440 | 326849 | 4-1/4  | 4-1/2  | 1/8    |
| 81080 | 333572 | 1/4    | 7/16   | 3/32 | 81400 | 308876  | 2-1/4   | 2-7/16  | 3/32 | 82460 | 326741 | 4-1/2  | 4-3/4  | 1/8    |
| 81090 | 909747 | 5/16   | 1/2    | 3/32 | 81440 | 908383  | 2-1/2   | 2-11/16 | 3/32 | 82480 | 313175 | 4-3/4  | 5      | 1/8    |
| 81100 | 303067 | 3/8    | 9/16   | 3/32 | 81450 | 338518  | 2-9/16  | 2-3/4   | 3/32 | 82520 | 910238 | 5-1/4  | 5-1/2  | 1/8    |
| 81100 | 329381 | 3/8    | 9/16   | 3/32 | 81550 | 908194  | 4       | 4-3/16  | 3/32 | 45230 | 301877 | 31/128 | 73/128 | 21/128 |
| 81110 | 303347 | 7/16   | 5/8    | 3/32 | 42140 | 909139  | 1       | 1-1/4   | 1/8  | 45230 | 326956 | 31/128 | 73/128 | 21/128 |
| 81120 | 339543 | 1/2    | 11/16  | 3/32 | 82030 | 305242  | 5/16    | 9/16    | 1/8  | 83200 | 319085 | 1-1/8  | 1-1/2  | 3/16   |
| 81140 | 326649 | 5/8    | 13/16  | 3/32 | 82080 | 305146  | 5/8     | 7/8     | 1/8  | 83250 | 318717 | 1-1/2  | 1-7/8  | 3/16   |
| 81140 | 329380 | 5/8    | 13/16  | 3/32 | 82100 | 310584  | 3/4     | 1       | 1/8  | 45080 | 925093 | 70mm   | 76mm   | 3mm    |
| 81140 | 909047 | 5/8    | 13/16  | 3/32 | 82130 | 320140  | 15/16   | 1-3/16  | 1/8  | 45200 | 318372 | 8mm    | 16mm   | 4mm    |
| 81160 | 310585 | 3/4    | 15/16  | 3/32 | 82140 | 302540  | 1       | 1-1/4   | 1/8  |       |        |        |        |        |
| 81160 | 310967 | 3/4    | 15/16  | 3/32 | 82150 | 303360  | 1-1/16  | 1-5/16  | 1/8  |       |        |        |        |        |































































# Volvo Penta

## VOLVO PENTA - QUICK REFERENCE / ENGINE SIDE





















































| Models                                     | Impeller Kit   | Thermostat Kit   | Complete Tune-Up Kit   | Recirculating Water Pump  | Exhaust Elbow  | Exhaust Manifold   |
|--|--|--|--|---|--|--|
| 3.0GL MMDA<br>3.0GS PMDA                   | <br>89540   | <br>13440   | <br>71830   | <br>15100   | <br>51340   | <br>51450   |
| 3.0GS MHUB / MNCA<br>3.0GS PHUB / PNCA     | <br>89540   | <br>13440   | <br>71830   | <br>15100   | <br>51340   | <br>51450   |
| 3.0GS MLKD / MBYMCE<br>3.0GS PLKD / PBYMCE | <br>89540   | <br>13441   | <br>71830   | <br>15100   | <br>51340   | <br>51450   |
| 3.0GS MWTR / MWTS<br>3.0GS PWTR / PWTS     | <br>89540   | <br>13441   | <br>71830   | <br>15100   | <br>51340   | <br>51450   |
| 3.0GS MEFS / PFES                          | <br>89540  | <br>13441  | <br>71830  | <br>15100  | <br>51340  | <br>51450  |
| 3.0GSM-A / B / C<br>3.0GSP-A / B / C       | <br>89540 | <br>13441 | <br>71830 | <br>15100 | <br>51340 | <br>51450 |
| 3.0GLM-A / B / C<br>3.0GLP-A / B / C       | <br>89540 | <br>13441 | <br>71830 | <br>15100 | <br>51340 | <br>51450 |
| 3.0GLP-D / E<br>3.0GLP-J / N               | <br>89310 | <br>13441 | <br>71830 | <br>15100 | <br>51340 | <br>51450 |
| 3.0GXi-J<br>3.0GXiC-J                      | <br>89310 | <br>13080 | -  | <br>15100 | -  | -  |
| 430A<br>431A                               | <br>89310 | <br>13381 | <br>71750 | <br>15201 | <br>51520 | <br>51640 |































































# Volvo Penta

| VOLVO PENTA - QUICK REFERENCE / ENGINE SIDE   |  |  |  |  |  |  |
|---|--|--|--|--|--|--|
| Models  | Impeller Kit   | Thermostat Kit   | Complete Tune-Up Kit   | Recirculating Water Pump   | Exhaust Elbow  | Exhaust Manifold   |
| 430B<br>431B  | <br>89540   | <br>13381   | <br>71750   | <br>15201   | <br>51520   | <br>51640   |
| 432A<br>434A  | <br>89540   | <br>13381   | <br>71820   | <br>15201   | <br>51520   | <br>51640   |
| 4.3GLM MDA<br>4.3GLP MDA<br>4.3GSP MDA  | <br>89540   | <br>13431   | <br>71820   | <br>15201   | <br>51330   | <br>51480   |
| 4.3GLP HUB<br>4.3GSP HUB<br>4.3GSP HUS  | <br>89540   | <br>13431   | <br>71820   | <br>15201   | <br>51330   | <br>51480   |
| 4.3GL PNCA / PNCM<br>4.3GL PNCS / PNCSB<br>4.3GS PNCA / PNCM<br>4.3GS PNCS / PNCSB<br>4.3Gi PNCA / PNCM<br>4.3Gi PNCS / PNCSB | <br>89540  | <br>13431  | <br>71820  | <br>15201  | <br>51330  | <br>51480  |
| 4.3GL PLK / PBY<br>4.3GS PLK / PBY<br>4.3Gi PLK / PBY   | <br>89540 | <br>13431 | <br>71820 | <br>15201 | <br>51330 | <br>51480 |
| 4.3GL PWT / PEF<br>4.3GLP-A<br>4.3GS PWT<br>4.3Gi PWT / PEF   | <br>89540 | <br>13431 | <br>71820 | <br>15201 | <br>51330 | <br>51480 |
| 4.3GLP-B / C / D<br>4.3GL-E   | <br>89540 | <br>13025 | <br>71820 | <br>15201 | <br>51330 | <br>51480 |
| 4.3GL-EF  | <br>89540 | <br>13045 | <br>71820 | <br>15201 | <br>51330 | <br>51480 |
| 4.3GL-G<br>4.3GL-GF   | <br>89310 | <br>13025 | <br>71820 | <br>15201 | <br>51330 | <br>51480 |

# Volvo Penta

| VOLVO PENTA - QUICK REFERENCE / ENGINE SIDE                          |  |  |  |   |  |  |
|--|--|--|--|---|--|--|
| Models   | Impeller Kit   | Thermostat Kit   | Complete Tune-Up Kit   | Recirculating Water Pump  | Exhaust Elbow  | Exhaust Manifold   |
| 4.3GL-J  | <br>89310   | <br>13025   | <br>71820   | -   | <br>51336   | -  |
| 4.3GL-JF<br>4.3GL-J1)  | <br>89310   | <br>13045   | <br>71820   | -   | <br>51336   | -  |
| 4.3GX1-A   | <br>89540   | <br>13431   | <br>71820   | <br>15201   | <br>51330   | <br>51480   |
| 4.3GX1-B<br>4.30Si-B   | <br>89540   | <br>13431   | <br>71890   | <br>15201   | <br>51330   | <br>51480   |
| 4.3GX1-BF / CF<br>4.3GX1-DF / EF<br>4.30Si-BF / CF<br>4.30Si-DF / EF | <br>89540  | <br>13045  | <br>71890  | <br>15201  | <br>51330  | <br>51480  |
| 4.3GX1-C / D / E<br>4.30Si-C / D / E                                 | <br>89540 | <br>13025 | <br>71890 | <br>15201 | <br>51330 | <br>51480 |
| 4.3GX1-F / G<br>4.30Si-F / G   | <br>89310 | <br>13025 | <br>71890 | <br>15201 | <br>51330 | <br>51480 |
| 4.3GX1-FF / GF<br>4.30Si-FF / GF                                     | <br>89310 | <br>13045 | <br>71890 | <br>15201 | <br>51330 | <br>51480 |
| 4.3GX1-J<br>4.30Si-J<br>4.3GX1-E-M                                   | <br>89310 | <br>13025 | <br>71890 | -   | <br>51336 | -  |
| 4.3GX1-JF<br>4.3GX1-J1)<br>4.30Si-JF<br>4.3GX1-E-M1)                 | <br>89310 | <br>13045 | <br>71890 | -   | <br>51336 | -  |





























































# Volvo Penta

| VOLVO PENTA - QUICK REFERENCE / ENGINE SIDE      |  |  |  |  |  |  |
|--|--|--|--|--|--|--|
| Models   | Impeller Kit   | Thermostat Kit   | Complete Tune-Up Kit   | Recirculating Water Pump   | Exhaust Elbow  | Exhaust Manifold   |
| 500B<br>501B<br>570A<br>572A                     | <br>89540   | <br>13381   | <br>71730   | <br>15201   | <br>51510   | <br>51630   |
| 5.0GL-A<br>5.0GL PEF<br>5.0GL PWT<br>5.0GL PBY   | <br>89540   | <br>13431   | <br>71730   | <br>15201   | <br>51330   | <br>51430   |
| 5.7GL-A<br>5.7GL PMDA<br>5.7GL PNCS<br>5.7GL PLK | <br>89540   | <br>13431   | <br>71730   | <br>15201   | <br>51330   | <br>51430   |
| 5.7GS PLK<br>5.7GS PBY<br>5.7GS PWT<br>5.7GS PEF | <br>89540   | <br>13431   | <br>71730   | <br>15201   | <br>51330   | <br>51430   |
| 5.0GL-B<br>5.7GL-B                               | <br>89540  | <br>13431  | <br>71880  | <br>15201  | <br>51330  | <br>51430  |
| 5.0GL-C / D / E<br>5.7GL-C / D / E               | <br>89540 | <br>13025 | <br>71880 | <br>15201 | <br>51330 | <br>51430 |
| 5.0GL-F<br>5.0GL-G                               | <br>89310 | <br>13025 | <br>71880 | <br>15201 | <br>51330 | <br>51430 |
| 5.0GL-FF<br>5.0GL-GF                             | <br>89310 | <br>13045 | <br>71880 | <br>15201 | <br>51330 | <br>51430 |
| 5.0GL-J  | <br>89310 | <br>13025 | <br>71880 | <br>15201 | <br>51338 | <br>51430 |
| 5.0GL-JF<br>5.0GL-J1)                            | <br>89310 | <br>13045 | <br>71880 | <br>15201 | <br>51338 | <br>51430 |
























































# Volvo Penta

## VOLVO PENTA - QUICK REFERENCE / ENGINE SIDE





















































| Models   | Impeller Kit  | Thermostat Kit  | Complete Tune-Up Kit  | Recirculating Water Pump   | Exhaust Elbow   | Exhaust Manifold  |
|--|---|---|---|--|---|---|
| 5.0Gi<br>5.0Gi PBY<br>5.0GXi-A<br>5.7Gi-A<br>5.7Gi PLK<br>5.7GLi PLK                                     | <br><b>89540</b>   | <br><b>13431</b>   | <br><b>71880</b>   | <br><b>15201</b>   | <br><b>51330</b>   | <br><b>51430</b>   |
| 5.7Gi PHUS<br>5.7Gi PMDA<br>5.7Gi PNCA<br>5.7Gi PNCB<br>5.7Gi PNCM<br>5.7Gi PNCS                         | <br><b>89540</b>   | <br><b>13431</b>   | <br><b>71880</b>   | <br><b>15201</b>   | <br><b>51330</b>   | <br><b>51430</b>   |
| 5.7GSi PLK<br>5.7GSi PBY<br>5.7GSi PWTR<br>5.7GSi PEFS<br>5.7GXi-A / B                                   | <br><b>89540</b>   | <br><b>13431</b>   | <br><b>71880</b>   | <br><b>15201</b>   | <br><b>51330</b>   | <br><b>51430</b>   |
| 5.0GXi-B<br>5.0OSi-B<br>5.7Gi-B<br>5.7OSi-A<br>5.7GXi-C<br>5.7OSXi-A                                     | <br><b>89540</b>   | <br><b>13431</b>   | <br><b>71890</b>   | <br><b>15201</b>   | <br><b>51330</b>   | <br><b>51430</b>   |
| 5.0GXi-BF<br>5.0OSi-BF<br>5.7Gi-BF<br>5.7OSi-AF<br>5.7GXi-CF<br>5.7OSXi-AF                               | <br><b>89540</b>  | <br><b>13045</b>  | <br><b>71890</b>  | <br><b>15201</b>  | <br><b>51330</b>  | <br><b>51430</b>  |
| 5.0GXi-C / D<br>5.0OSi-C / D<br>5.7Gi-C / D<br>5.7OSi-B / C<br>5.7GXi-D / E<br>5.7OSXi-B / C             | <br><b>89540</b> | <br><b>13025</b> | <br><b>71890</b> | <br><b>15201</b> | <br><b>51330</b> | <br><b>51430</b> |
| 5.0GXi-CF / DF<br>5.0OSi-CF / DF<br>5.7Gi-CF / DF<br>5.7OSi-BF / CF<br>5.7GXi-DF / EF<br>5.7OSXi-BF / CF | <br><b>89540</b> | <br><b>13045</b> | <br><b>71890</b> | <br><b>15201</b> | <br><b>51330</b> | <br><b>51430</b> |
| 5.0GXi-E<br>5.0OSi-E<br>5.7Gi-E<br>5.7OSi-D<br>5.7GXi-F<br>5.7OSXi-D                                     | <br><b>89540</b> | <br><b>13025</b> | <br><b>71890</b> | <br><b>15201</b> | <br><b>51330</b> | <br><b>51430</b> |
| 5.0GXi-EF<br>5.0OSi-EF<br>5.7Gi-EF<br>5.7OSi-DF<br>5.7GXi-FF<br>5.7OSXi-DF                               | <br><b>89540</b> | <br><b>13045</b> | <br><b>71890</b> | <br><b>15201</b> | <br><b>51330</b> | <br><b>51430</b> |
| 5.0GXi-F / G<br>5.0OSi -F / G<br>5.7Gi-F / G<br>5.7OSi-E / G<br>5.7GXi-G / H<br>5.7OSXi -E / G           | <br><b>89310</b> | <br><b>13025</b> | <br><b>71890</b> | <br><b>15201</b> | <br><b>51330</b> | <br><b>51430</b> |

# Volvo Penta











































| VOLVO PENTA - QUICK REFERENCE / ENGINE SIDE  |  |  |  |   |   |  |
|--|--|--|--|---|---|--|
| Models   | Impeller Kit   | Thermostat Kit   | Complete Tune-Up Kit   | Recirculating Water Pump  | Exhaust Elbow   | Exhaust Manifold   |
| 5.0GXi-FF / GF<br>5.0OSi-FF / GF<br>5.7Gi-FF / GF<br>5.7OSi-EF / GF<br>5.7OSXi-EF / GF<br>5.7GXi-GF / HF   | <br>89310   | <br>13045   | <br>71890  | <br>15201  | <br>51330                          | <br>51430   |
| 5.0GXi-J / N<br>5.0OSi-J<br>5.7Gi-J / N<br>5.7OSi-J<br>5.7GXi-J / N<br>5.7OSXi-J   | <br>89310   | <br>13025   | <br>71890  | <br>15201  | <br>51338                          | <br>51430   |
| 5.0GXi-JF / J <sub>1</sub> / N <sub>1</sub> )<br>5.0OSi-JF<br>5.7Gi-JF / J <sub>1</sub> / N <sub>1</sub> )<br>5.7OSi-JF<br>5.7GXi-JF / J <sub>1</sub> / N <sub>1</sub> )<br>5.7OSXi-JF | <br>89310   | <br>13045   | <br>71890  | <br>15201  | <br>51338                          | <br>51430   |
| 5.0GXiE-J / K / M / N<br>5.0SiE-J<br>5.7GiE-J / K / M / N<br>5.7OSiE-J<br>5.7GXiE-J / K / M / N<br>5.7OSXiE-J  | <br>89310   | <br>13025   | <br>71890  | <br>15201  | <br>51338                          | <br>51430   |
| 5.0GXiE-JF / KF / MF / N <sub>1</sub> )<br>5.0SiE-JF<br>5.7GiE-JF / KF / MF / N <sub>1</sub> )<br>5.7OSiE-JF<br>5.7GXiE-JF / KF / MF / N <sub>1</sub> )                                | <br>89310  | <br>13045  | <br>71890 | <br>15201 | <br>51338                         | <br>51430  |
| 5.0FLPMDA<br>5.8FLPMDA   | <br>89610 | <br>13431 | <br>71730 | -   | <br>51330                        | <br>51490 |
| 5.0FLPHU<br>5.0FLPNCA<br>5.0FLPNCM<br>5.0FLPNCS<br>5.0FLPNCB   | <br>89540 | <br>13431 | <br>71730 | -   | <br>51330                        | <br>51490 |
| 5.8FLPHU<br>5.8FLPNCA<br>5.8FLPNCM<br>5.8FLPNCS<br>5.8FLPNCB   | <br>89540 | <br>13431 | <br>71730 | -   | <br>51330                        | <br>51490 |
| 5.0FiPMDA<br>5.0FiPMDM<br>5.8FiPMDA<br>5.8FiPMDM   | <br>89610 | <br>13431 | -  | -   | <br>51334 - stbd<br>51332 - port | <br>51490 |
| 5.0FiPHU<br>5.8FiPHU<br>5.8FSiPHU  | <br>89540 | <br>13431 | -  | -   | <br>51334 - stbd<br>51332 - port | <br>51490 |



































































# Volvo Penta

| VOLVO PENTA - QUICK REFERENCE / ENGINE SIDE   |  |  |  |   |   |  |
|---|--|--|--|---|---|--|
| Models  | Impeller Kit   | Thermostat Kit   | Complete Tune-Up Kit   | Recirculating Water Pump  | Exhaust Elbow   | Exhaust Manifold   |
| 5.0FiPNCA<br>5.0FiPNCM<br>5.8FiPNCA<br>5.8FiPNCM<br>5.8FSiPNCA                                  | <br>89540   | <br>13431   | -  | -   | <br>51334 - stbd<br>51332 - port | <br>51490   |
| 5.0FiPNCS<br>5.0FiPNCB<br>5.8FiPNCS<br>5.8FiPNCB<br>5.8FSiPNCD<br>5.8FSiPNCS                    | <br>89540   | <br>13431   | -  | -   | <br>51334 - stbd<br>51332 - port | <br>51490   |
| 740A<br>740B  | -  | <br>13381   | <br>71730   | <br>15301   | -   | -  |
| 7.4GLPMD<br>8.2GLPMD  | <br>89610   | <br>13028   | <br>71730   | <br>15301   | <br>51330                        | <br>51500   |
| 7.4GL PHU<br>7.4GL PLK<br>7.4GL PNCA<br>7.4GL PNCB<br>7.4GL PNCM<br>7.4GL PNCS                  | <br>89540  | <br>13028  | <br>71730  | <br>15301  | <br>51330                       | <br>51500  |
| 7.4Gi-PHUB / PNCA<br>7.4Gi-PNBM<br>7.4GSi-PHUB / XNCM<br>7.4Gi-PNCS / PNCB<br>7.4Gi-PLKD / PLKE | <br>89540 | <br>13028 | <br>71880 | <br>15301 | <br>51330                      | <br>51500 |
| 7.4GSiXNCB<br>7.4GiPBY<br>8.2GSiXNCB<br>DPX385 / DPX415<br>LK / BY                              | <br>89540 | <br>13028 | <br>71880 | <br>15301 | <br>51330                      | <br>51500 |
| 7.4Gi PWT<br>7.4Gi PEF  | <br>89540 | <br>13028 | <br>71880 | <br>15301 | <br>51330                      | <br>51500 |
| 7.4GSi XWT / XEF<br>8.2GSi XWT / XEF<br>DPX385 XWT / XEF<br>DPX415 XWT / XEF                    | <br>89540 | <br>13028 | <br>71880 | <br>15301 | <br>51330                      | <br>51500 |
| 8.1Gi-A / B<br>8.1GSi-A<br>8.1GXi-A<br>DPX375-A / B<br>DPX420-A / B                             | <br>89540 | <br>13065 | -  | <br>15330 | <br>51330                      | <br>51500 |

# Volvo Penta































| VOLVO PENTA - QUICK REFERENCE / ENGINE SIDE   |   |   |                      |   |   |   |
|---|---|---|----------------------|---|---|---|
| Models  | Impeller Kit  | Thermostat Kit  | Complete Tune-Up Kit | Recirculating Water Pump  | Exhaust Elbow   | Exhaust Manifold  |
| 8.1Gi-BF / CF / DF<br>8.1Gi- EF / FF<br>8.1GXi-AF / BF / CF<br>8.1GXi-DF / EF                                 | <br><b>89540</b>   | <br><b>13045</b>   | -                    | <br><b>15330</b>   | <br><b>51330</b>   | <br><b>51500</b>   |
| 8.1OSi-AF / BF<br>DPX375-BF / CF<br>DPX420-BF / CF  | <br><b>89540</b>   | <br><b>13045</b>   | -                    | <br><b>15330</b>   | <br><b>51330</b>   | <br><b>51500</b>   |
| 8.1Gi-C / D / E / F<br>8.1GXi-B / C / D / E<br>8.1OSi-A / B   | <br><b>89540</b>   | <br><b>13065</b>   | -                    | <br><b>15330</b>   | <br><b>51330</b>   | <br><b>51500</b>   |
| 8.1Gi-G / H / J<br>8.1GXi-F / G / J<br>8.1OSi-C / D   | <br><b>89310</b>   | <br><b>13065</b>   | -                    | <br><b>15330</b>   | <br><b>51330</b>   | <br><b>51500</b>   |
| 8.1Gi-GF / HF<br>8.1GXi-FF / GF<br>8.1OSi-CF / DF   | <br><b>89310</b>  | <br><b>13045</b>  | -                    | <br><b>15330</b>  | <br><b>51330</b>  | <br><b>51500</b>  |
| 8.1Gi-E / J / K / M<br>8.1GXiE-J / K / M<br>8.10Si-J<br>8.10SiE-J   | <br><b>89310</b> | <br><b>13065</b> | -                    | <br><b>15330</b> | <br><b>51330</b> | <br><b>51500</b> |
| 8.1Gi-JF / J <sub>1</sub> )<br>8.1GiE-JF / KF<br>8.1GiE-MF / M <sub>1</sub> )<br>8.1GXi-JF / J <sub>1</sub> ) | <br><b>89310</b> | <br><b>13065</b> | -                    | <br><b>15330</b> | <br><b>51330</b> | <br><b>51500</b> |
| 8.1GXiE-JF / KF<br>8.1GXiE- MF / M <sub>1</sub> )<br>8.10Si-JF<br>8.10SiE - JF                                | <br><b>89310</b> | <br><b>13065</b> | -                    | <br><b>15330</b> | <br><b>51330</b> | <br><b>51500</b> |
| DPX500<br>DPX525<br>DPX600  | <br><b>89310</b> | -   | -                    | <br><b>15330</b> | -   | -   |
|   |   |   |                      |   |   |   |

# Volvo Penta

| VOLVO PENTA - QUICK REFERENCE / DRIVE SIDE |  |  |  |  |   |   |   |
|--|--|--|--|--|---|---|---|
| Models                                     | U-Joint Bellow Kit   | Exhaust Bellow Kit   | Anode Kit  | Setting Pin Kit  | Tilt Bushings   | Prop Service Kit  | Gear Housing Seal Kit   |
| 200  | <br>89030   | <br>89020   | <br>12785       | <br>23080   | <br>23090                 | <br>23121        | <br>87760<br>87780   |
| 250  | <br>89030   | <br>89020   | <br>12780/12785 | <br>23080   | <br>23090/23130           | <br>23121        | <br>87760<br>87780   |
| 270<br>270T                                | <br>89030   | <br>89020   | <br>12780/12784 | <br>23080   | <br>23090/23091<br>23130  | <br>23122        | <br>87760<br>87780   |
| 275<br>275A<br>285A                        | <br>89030   | <br>89020   | <br>12780/12784 | <br>23080   | <br>23090/23130           | <br>23120        | <br>87760<br>87780   |
| 280<br>280TA<br>280PT                      | <br>89030  | <br>89020  | <br>12896      | <br>23080  | <br>23090/23091<br>23130 | <br>23120/23122 | <br>87760<br>87780  |
| 280DP                                      | <br>89030 | <br>89020 | <br>12898     | <br>23080 | <br>23090/23130         | -   | <br>87760<br>87770 |
| 290<br>290A                                | <br>89030 | <br>89020 | <br>12897     | -  | <br>23092               | <br>23123      | <br>87760<br>87780 |
| SP-A<br>SP-A1<br>SP-A2                     | <br>89030 | <br>89020 | <br>12897     | -  | <br>23092               | <br>23123      | <br>87760<br>87780 |
| SP-C<br>SP-C1<br>SP-E                      | <br>89030 | <br>89020 | <br>12897     | -  | <br>23093               | <br>23124      | <br>87760<br>87780 |
| 290DP                                      | <br>89030 | <br>89020 | <br>12899     | -  | <br>23092               | -   | <br>87760<br>87770 |



# Volvo Penta

| VOLVO PENTA - QUICK REFERENCE / DRIVE SIDE |  |  |  |                 |  |                  |   |
|--|--|--|--|-----------------|--|------------------|---|
| Models                                     | U-Joint Bellow Kit   | Exhaust Bellow Kit   | Anode Kit  | Setting Pin Kit | Tilt Bushings  | Prop Service Kit | Gear Housing Seal Kit   |
| DP-A / A1 / A2<br>DP-B / B1                | <br>89030   | <br>89020   | <br>12899   | -               | <br>23092 | -                | <br>87760<br>87770 |
| DP-C / C1<br>DP-D / D1<br>DP-E             | <br>89030   | <br>89020   | <br>12899   | -               | <br>23093 | -                | <br>87760<br>87770 |
| DP-G                                       | <br>89030   | -  | <br>12899   | -               | <br>23093 | -                | -   |
| DPX-S<br>DPX-S1<br>DPX-R                   | <br>89030   | <br>89020   | -  | -               | -  | -                | <br>87760<br>-     |
| DPX-A                                      | -  | <br>89020  | -  | -               | -  | -                | -   |
| DPH-A / B                                  | -  | -  | <br>12933 | -               | -  | -                | -   |
| DPR-A/B                                    | -  | -  | <br>12948 | -               | -  | -                | -   |
| SX-S                                       | <br>89200 | <br>89190 | <br>12921 | -               | -  | -                | <br>87740        |
| SX-C<br>SX-R<br>SX-M                       | <br>89200 | <br>89190 | <br>12921 | -               | -  | -                | <br>87740/87750  |
| DP-S                                       | <br>89200 | <br>89190 | <br>12921 | -               | -  | -                | <br>87740        |

# Volvo Penta

| VOLVO PENTA - QUICK REFERENCE / DRIVE SIDE |  |  |  |                 |               |                  |  |
|--|--|--|--|-----------------|---------------|------------------|--|
| Models                                     | U-Joint Bellow Kit   | Exhaust Bellow Kit   | Anode Kit  | Setting Pin Kit | Tilt Bushings | Prop Service Kit | Gear Housing Seal Kit  |
| DP-SM                                      | <br>89200 | <br>89190 | <br>12921 | -               | -             | -                | <br>87740 |
| SX-A                                       | <br>89200 | -  | <br>12938 | -               | -             | -                | -  |
| DPS-A / B<br>DPS-A OXi<br>DPS-B OXi        | <br>89200 | -  | <br>12938 | -               | -             | -                | -  |
| XDP  | -  | -  | <br>12941 | -               | -             | -                | -  |
|  |  |  |  |                 |               |                  |  |
|  |  |  |  |                 |               |                  |  |
|  |  |  |  |                 |               |                  |  |
|  |  |  |  |                 |               |                  |  |
|  |  |  |  |                 |               |                  |  |
|  |  |  |  |                 |               |                  |  |
|  |  |  |  |                 |               |                  |  |

WATERCRAFTMANUALS.COM





## Limited Warranty of GLM Products, Inc.

1. This product of GLM Products, Inc. ("GLM") is warranted to be free from defects in material and workmanship for a period of two years from the date of purchase for aluminum elbow/manifold and all other GLM parts and accessories, three years from the date of purchase for cast iron elbow/manifold. Products used for commercial, rental, or income producing activity are warranted for a period of ninety (90) days. Only a person who has proof of purchase of the GLM product will receive warranty service.
2. GLM does not warrant or make any representations in respect to installation errors made by a servicing dealer, servicing mechanic, or the individual. This warranty applies to defects in material and workmanship only, it does not apply to the following: alteration, removal of parts, adjustments, tune-ups, normal wear, damages due to accident, improper installation or service, misuse, neglect, lack of maintenance, use of any accessory or part not manufactured or sold by GLM, operation with fuels, oils, or lubricants which are not suitable for use with the product, water entering engine cylinder through exhaust system or carburetor, participation in or preparing for racing or other competitive activity or operating with a racing type lower unit. GLM's liability under this warranty shall be terminated on any part damaged by flood, fire, storm, or other natural acts or where the model number and other identification has been altered, defaced or removed.
3. GLM will not be liable for any labor charges and incidental, consequential (such as loss of business), special or indirect damages resulting from the product or caused by the defect or reasonable delay in correcting the defect are not covered under the warranty.
4. GLM reserves the right to inspect and determine whether or not any part has failed due to a defect in material or workmanship. **Do not disassemble any parts including drive units that have been assembled by GLM. GLM's obligation shall be limited to repairing, replacing or crediting the product determined to be defective, at GLM's sole discretion:** GLM reserves the right to credit refund your purchase price for the product rather than repair or replace the product, or any part thereof. Any part is covered only for the original warranty period. Once the warranty on the product has expired, the warranty on any replaced or repaired part also expires. GLM shall be allowed to keep parts it deems defective under this warranty.
5. **ALL WARRANTIES BY AND FROM GLM, EXPRESS OR IMPLIED, INCLUDING WITHOUT LIMITATION IMPLIED WARRANTIES OF MERCHANTABILITY AND FITNESS FOR A PARTICULAR PURPOSE, ARE LIMITED IN DURATION TO THE DURATION OF THIS WARRANTY FOR THE PRODUCT INVOLVED. GLM DOES NOT WARRANT, GUARANTEE OR MAKE ANY REPRESENTATIONS REGARDING THE USE OR THE RESULTS OF THE USE OF THE PRODUCT IN TERMS OF ITS CORRECTNESS, RELIABILITY OR OTHERWISE. THE ENTIRE RISK AS TO THE RESULT AND PERFORMANCE OF THE PRODUCT IS ASSUMED BY YOU. IN NO EVENT WILL GLM, OR ITS RESPECTIVE DIRECTORS, OFFICERS, EMPLOYEES OR AGENTS (COLLECTIVELY, "GLM") BE LIABLE TO YOU FOR ANY CONSEQUENTIAL, INCIDENTAL, SPECIAL OR INDIRECT DAMAGES (INCLUDING DAMAGES FOR LOSS OF BUSINESS PROFITS, BUSINESS INTERRUPTION, LOSS OF BUSINESS INFORMATION AND THE LIKE) ARISING OUT OF THE USE OR INABILITY TO USE THE PRODUCT.** GLM's liability to you for actual damages from any cause whatsoever, and regardless of the form of the action (whether in contract, tort (including negligence), product liability or otherwise), will be limited to the purchase price paid for the product. No GLM dealer, agent or employee is authorized to make any modification or extension to this warranty. Because some states do not allow the exclusion of implied warranties and/or the exclusion or limitation of liability for consequential or incidental damages, the above limitations may not apply to you. This warranty gives you specific legal rights, and you may have other rights which vary from state to state.
6. You are required to notify GLM of any defect within the applicable warranty period and immediately obtain from GLM or its distributor a warranty application and a GLM RGA number. Upon GLM's receipt of the completed warranty application and part claimed under this warranty (with the GLM RGA number marked on the shipping and packaging of the part), GLM will inspect the part for warranty coverage. Only when the defect is covered by the warranty will the part be repaired or replaced, at GLM's sole option. If warranty service is required, you must deliver your product, at your expense, with proof-of-purchase (including original purchase invoice and invoice for installation of warranted part) to GLM for repair. Service is provided by GLM at its corporate headquarters at 705 Los Angeles Avenue, Monrovia, California 91016, Tel: (626) 357-0077, Fax: (626) 357-0600. When repair is completed, GLM will ship back to its indicated address. Shipping methods will be determined by GLM.
7. This warranty comprises the sole and entire warranty pertaining to the product furnished to you by GLM, and GLM makes no other warranty, guarantee or representation of any kind whatsoever pertaining to the product. Any other representations, or promises by any person are unauthorized and are not binding upon GLM unless in writing.

# Warranty Service Procedure

1. GLM will directly and promptly approve and honor legitimate warranty claims on product only under the condition that the claim is made through a servicing Dealer. **\*\*Do not disassemble any parts including drive units that have been assembled by GLM.\*\***
2. GLM will credit or reimburse the Dealer for qualified warranty claims submitted that comply to GLM identified warranty policies.

ANY CLAIM UNDER GLM'S WARRANTY (Please see Limited Warranty of GLM Products) SHALL BE IN WRITING TO GLM PRODUCTS, INC. WITHIN THE WARRANTY PERIOD. TO ASSURE FAST AND EFFICIENT SERVICE PLEASE SHIP ALL WARRANTY PART(S) AND DOCUMENTATION DIRECTLY TO GLM. ALL WARRANTY CLAIM PRODUCTS MUST BE SHIPPED FREIGHT PREPAID TO GLM FOR WARRANTY INSPECTION. (FREIGHT CHARGES WILL BE REIMBURSED ONLY UPON APPROVAL ON WARRANTY)

1. All returns must have a GLM "RGA #" assigned (contact GLM directly for the "Return Goods Authorization #"). It is imperative to indicate this number on outside of all boxes and included on all submitted documentation. No returns will be accepted without an RGA #.
2. All returns must accompany a copy of the completed warranty application. (Application is available at [www.glmmarine.com](http://www.glmmarine.com), in the back of each GLM's catalog or through your GLM distributor.)
3. **ALL** parts involved in the claim.
4. Copy of invoices as follows:
  - Original purchase invoice from distributor.
  - Original invoice for installation of warranted parts.
  - Proposed invoice/ work-order to GLM, if any, for warranty claim.NOTE: GLM complies with OEM standard flat hours and rates.  
Copies of all invoices for items in above proposed invoice.

## Send parcel(s) to:

**GLM Products, Inc. - Warranty  
705 Los Angeles Avenue  
Monrovia, CA 91016  
RGA#**



# GLM Products, Inc.

## Warranty Claim Application

**Note:** Please fill out all information and send all requested material. Failure to complete this form and supply all requested material will delay your claim. Do not disassemble units that were assembled by GLM. Other applications that used only GLM parts should have just the parts returned to GLM not the complete unit.

RGA # \_\_\_\_\_ Contact GLM at 626/357-0077 for a Returned Goods Authorization #. All  
 Date Called: \_\_\_\_\_ returned goods **must** have an RGA # marked on package (s) or they will  
 Caller Name: \_\_\_\_\_ be refused. No exceptions. **Ship to: GLM Products, Inc.**  
 Company Name: \_\_\_\_\_ **705 Los Angeles Avenue**  
**Monrovia, CA 91016**

**Distributor Information:**

Company: \_\_\_\_\_ Contact: \_\_\_\_\_ City: \_\_\_\_\_ State: \_\_\_\_\_

**Dealer Information:**

Company: \_\_\_\_\_ Address: \_\_\_\_\_ City: \_\_\_\_\_  
 State: \_\_\_\_\_ Zip: \_\_\_\_\_ Tel: \_\_\_\_\_ Fax: \_\_\_\_\_ Contact: \_\_\_\_\_

**Dealer Customer Information:**

Name: \_\_\_\_\_ Address: \_\_\_\_\_ City: \_\_\_\_\_  
 State: \_\_\_\_\_ Zip: \_\_\_\_\_ Tel: \_\_\_\_\_ Fax: \_\_\_\_\_

**Application Details:**

Manufacturer: \_\_\_\_\_ Model: \_\_\_\_\_ Year: \_\_\_\_\_  
 Length: \_\_\_\_\_ Beam: \_\_\_\_\_ Engine / Drive: \_\_\_\_\_ Horse Power: \_\_\_\_\_

List any modifications to boat or drive system that were not installed by the original manufacturer:

---



---



---



---



---



---



---



---



---



---

**Details of Return:** Please list all item (s) being returned and describe detailed reason for warranty claim.

If you need more space for this description please continue on a blank sheet of paper.

**Documentation and other items required to process warranty:** Please make sure that all items listed are sent with this application. Failure to do so will delay processing this claim.

1. All parts claimed and listed on this application. This is **all parts** being claimed regardless of manufacturer.
2. Copy of invoices as follows:
 

|   |   |
|---|---|
| A. Original purchase invoice from Distributor.          | C. Invoice for installation of warranted parts. |
| B. Proposed invoice to GLM from the Dealer for repairs. | D. Invoices for any other items being claimed   |

**Note:** GLM reserves the right to credit the Dealer, via the Distributor, for all GLM products involved in this claim.





# Superior Marine Manifolds

MerCruiser V6



MerCruiser V8



OMC GM V6



OMC Ford V8



**100% Complete**  
*Conversion Kits*

Gaskets & Hardware  
Included

MerCruiser GM V6

MerCruiser GM V8 S.B.

MerCruiser GM V8 B.B.

OMC / Volvo Ford V8 (Carb.)

OMC / Volvo Ford V8 (EFI)

Volvo GM V6 th 1993

OMC / Volvo GM V6

OMC / Volvo GM V8 S.B.

Volvo GM V8 to 1991

OMC / Volvo GM V8 S.B.



**100% Complete**  
*Manifold Sets*

Gaskets & Hardware  
Included

**4-Cylinder thru V8 B.B.**  
*Manifolds*



MerCruiser  
OMC  
Volvo Penta  
Marine Power  
Indmar  
Barr

Gaskets Included

**Dry Joint Alternative**  
*Manifold-Elbow Set*

MerCruiser V6






MerCruiser V8



Gaskets & Hardware  
Included

**and much more!**

*Over 4,000 Aftermarket Marine Parts*



[www.glmmarine.com](http://www.glmmarine.com)





[www.glmmarine.com](http://www.glmmarine.com)

For Current Catalogs & Updates

On-line Catalog Series - Mobile - Tablet - Desktop



**Master**  
(Print Version)



**Manifolds**



**Mercruiser**



**Mercury/Mariner/Force**



**OMC/Volvo Penta**



**Johnson/Evinrude**



**Yamaha**



**Anodes**

WATERCRAFTMANUALS.COM



GLM Products, Inc.

705 Los Angeles Ave., Monrovia, CA 91016

Tel (626) 357-0077, Fax (626) 357-0600

[info@glmmarine.com](mailto:info@glmmarine.com)

Digital Version:  
GOV19V2